

360

MATAGORDA CO OFFICE BLDG.

<b>MAKE CHECK PAYABLE TO:</b> BAY CITY GAS P O BOX 1603 BAY CITY, TX 77404-1603	SERVICE ADDRESS <b>CNOB 2200 7TH ST</b> ✓		ACCOUNT NUMBER <b>Inv.#</b> 36061-1010160001 / 91		
	SERVICE PERIOD <b>07/31/20</b> <b>09/01/20</b> ✓		BILLING DATE <b>09/03/20</b>		
READ DATE(G) 09/01/20 METER NUM. 89915 PRES. READ ✓ 7539 PREV. READ ✓ 7539 TOTAL CCF 0	<b>TOTAL CCF</b> 			DESCRIPTION      AMOUNT BASIC SERVICE      19.00 THIS MONTH      19.00	
<b>RECEIVED</b> SEP 10 2020 BY: <i>JB</i>			APPROVED COUNTY AUDITOR <i>JB</i>		
			TOTAL NOW DUE      19.00 ✓		
			PENALTY AMOUNT      0.00 PAY THIS AMOUNT AFTER      09/20/2020 19.00		

010-54410-508

410

MATAGORDA CO OFFICE BLDG. MESSAGES

\*\*\*\*\* DUE DATE 09-20-20 \*\*\*\*\*

Requests for payment arrangements must be made immediately and in person.

ONLINE BILL PAY at [www.baycitygas.com](http://www.baycitygas.com), follow the links, and TELEPHONE PAYMENT only at 1-877-273-3169. Have this bill in hand.

Help us maintain a safe system - REPORT LEAKS TO 245-2311. More safety information at [www.baycitygas.com](http://www.baycitygas.com) or at 245-2327.

Accounts with a Past Due from prior month will be assessed a \$45.00 fee and scheduled for disconnection. IF SERVICE IS DISCONNECTED, CONTACT OFFICE AT 245-2327 TO MAKE PAYMENT AND RESTORE SERVICE; ONLINE PAYMENT IS NOT ACCEPTABLE.

Natural gas is a clean burning, efficient, natural fuel. It is delivered to your homes and businesses through a modern and highly reliable system of underground pipelines, which is routinely checked for leaks. These pipelines are rugged and flexible, and buried at a safe depth.

However, ANY DIGGING activity - landscaping, fencing, plumbing repairs - could possibly damage the lines. New Underground Damage Prevention Rules, Chapter 18 under Title 16 of the Texas Administrative Code, specify appropriate steps to be taken BEFORE digging, including calling the One Call Center (811) or the pipeline operator (Bay City Gas at 245-2311) at least 48 hours PRIOR to digging activity.

**CALL BEFORE YOU DIG! 245-2311 or toll free 811**

ALL damages to underground pipelines must be reported IMMEDIATELY to the pipeline operator (Bay City Gas Company) and to the Texas Railroad Commission (online at [www.rrc.state.tx.us](http://www.rrc.state.tx.us)).

Natural gas is colorless, odorless, non-toxic and lighter than air. Natural gas can be highly combustible or explosive in certain concentrations, so it is odorized with a smell similar to rotten eggs in an effort to make leaks detectable.

**If you detect the smell of gas within your home or business, do NOT operate any electrical devices - including wall switches, phones or flashlights.**

If the odor of gas is FAINT, check to see if a gas appliance has been left on accidentally, or if a pilot light has gone out. If the odor persists or is STRONG, take no chances, get everyone out of the premises and **call BAY CITY GAS COMPANY AT 245-2311**. This number is answered 24 hours per day, 365 days per year. These calls are a priority and will receive IMMEDIATE attention from Bay City Gas personnel. Outside leaks can be more difficult to identify, but the odor will be the best indicator. Other signs may include dead vegetation, blowing dirt and/or a hissing sound. **Call BAY CITY GAS COMPANY at 245-2311 if you suspect a gas leak.**

Additional information regarding your gas service and natural gas safety can be found on your MONTHLY BILLS, at [www.baycitygas.com](http://www.baycitygas.com), or by CALLING OUR OFFICE at 245-2327

360

MATAGORDA CO COURTHOUSE

<b>MAKE CHECK PAYABLE TO:</b> BAY CITY GAS ✓ P O BOX 1603 BAY CITY TX 77404-1603	SERVICE ADDRESS <b>1700 7TH ST</b>		ACCOUNT NUMBER <i>Inv #</i> <b>36061-2530980000 / 8-31</b>		
	SERVICE PERIOD <b>07/29/20</b>	FROM <b>08/31/20</b> ✓	TO <b>SEP 15 2020.</b>	BILLING DATE <b>09/03/20</b>	
READ DATE(G) METER NUM. PRES. READ PREV. READ TOTAL CCF	08/31/20 11808 87644 37635 9	TOTAL CCF 		DESCRIPTION BASIC SERVICE 19.0 GAS DELIVERY 5.0 THIS MONTH 24.9	AMOUNT 19.0 5.0 24.9
<i>Shelly Stone</i> <i>010-54410-510</i>		RECEIVED SEP 11 2020 BY: <i>DB</i>		APPROVED COUNTY AUDITOR <i>DB W</i>	
				TOTAL NOW DUE	24.9
				PENALTY AMOUNT 0.00	PAY THIS AMOUNT AFTER 09/20/2020 24.9

3859

MATAGORDA CO COURTHOUSE MESSAGES

\*\*\*\*\*DUE DATE 09-20-20\*\*\*\*\*

Requests for payment arrangements must be made immediately and in person.

ONLINE BILL PAY at [www.baycitygas.com](http://www.baycitygas.com), follow the links, and TELEPHONE PAYMENT **only** at 1-877-273-3169. Have this bill in hand.

Help us maintain a safe system - REPORT LEAKS TO 245-2311. More safety information at [www.baycitygas.com](http://www.baycitygas.com) or at 245-2327.

Accounts with a Past Due from prior month will be assessed a \$45.00 fee and scheduled for disconnection. IF SERVICE IS DISCONNECTED, CONTACT OFFICE AT 245-2327 TO MAKE PAYMENT AND RESTORE SERVICE; ONLINE PAYMENT IS NOT ACCEPTABLE.

Natural gas is a clean burning, efficient, natural fuel. It is delivered to your homes and businesses through a modern and highly reliable system of underground pipelines, which is routinely checked for leaks. These pipelines are rugged and flexible, and buried at a safe depth.

However, ANY DIGGING activity - landscaping, fencing, plumbing repairs - could possibly damage the lines. New Underground Damage Prevention Rules, Chapter 18 under Title 16 of the Texas Administrative Code, specify appropriate steps to be taken BEFORE digging, including calling the One Call Center (811) or the pipeline operator (Bay City Gas at 245-2311) at least 48 hours PRIOR to digging activity.

**CALL BEFORE YOU DIG! 245-2311 or toll free 811**

ALL damages to underground pipelines must be reported IMMEDIATELY to the pipeline operator (Bay City Gas Company) and to the Texas Railroad Commission (online at [www.rrc.state.tx.us](http://www.rrc.state.tx.us)).

Natural gas is colorless, odorless, non-toxic and lighter than air. Natural gas can be highly combustible or explosive in certain concentrations, so it is odorized with a smell similar to rotten eggs in an effort to make leaks detectable.

**If you detect the smell of gas within your home or business, do NOT operate any electrical devices - including wall switches, phones or flashlights.**

If the odor of gas is FAINT, check to see if a gas appliance has been left on accidentally, or if a pilot light has gone out. If the odor persists or is STRONG, take no chances, get everyone out of the premises and **call BAY CITY GAS COMPANY AT 245-2311**. This number is answered 24 hours per day, 365 days per year. These calls are a priority and will receive IMMEDIATE attention from Bay City Gas personnel. Outside leaks can be more difficult to identify, but the odor will be the best indicator. Other signs may include dead vegetation, blowing dirt and/or a hissing sound. **Call BAY CITY GAS COMPANY at 245-2311 if you suspect a gas leak.**

Additional information regarding your gas service and natural gas safety can be found on your MONTHLY BILLS, at [www.baycitygas.com](http://www.baycitygas.com), or by CALLING OUR OFFICE at 245-2327



City of Bay City ✓  
1901 5th St  
Bay City TX 77414

548

# ACCOUNT STATEMENT

ACCOUNT NUMBER	DUE DATE	AMOUNT DUE
16-011000-00/814	09/15/2020	\$207.61

## ACCOUNT INFORMATION

Service Address: 2604 Nichols  
 Service Period: 07/14/2020 to 08/14/2020 ✓  
 Billing Date: 08/28/2020  
 Due Date: 09/15/2020  
 Penalty Date: 09/20/2020

## CURRENT METERED USAGE

Service	Current	Previous	Usage
Water	4,101	4,051	5,000

## ACCOUNT SUMMARY

SERVICE	CHARGE
Water	\$101.44
Sewer	\$106.17
Penalty	0.00

APPROVED  
COUNTY AUDITOR  
DB km

**TOTAL CURRENT CHARGES \$207.61**

Balance Forward \$0.00

**TOTAL AMOUNT DUE \$207.61**

**TOTAL DUE IF PAID AFTER 09/20/2020 \$228.37**



**ALL PAST DUE BALANCES ARE SUBJECT TO DISCONNECTION IMMEDIATELY**

\*\*\*NOTICE\*\*\*

Current charges must be paid by the 25th to avoid disconnection.

SEP 14 2020



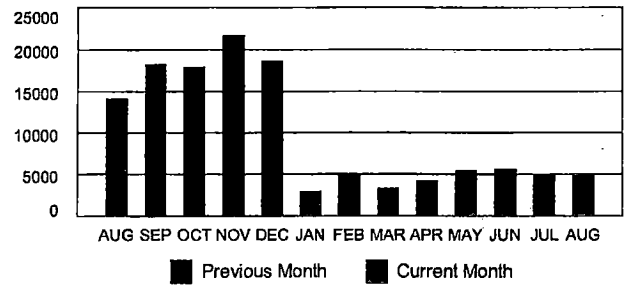
\*\*AUTO\*\*SCH 5-DIGIT 77404 17 PSS 121021AA28-A-1  
4550 1 AV 0.386



MATAGORDA COUNTY  
PRECINT 1 BARN ✓  
2604 NICHOLS AVE  
BAY CITY TX 77414-6958

Customer Service: 979-245-2322  
 Hours of Operation: Monday - Friday 8:00 a.m. - 5:00 p.m.  
 Emergency After-Hours Repairs: 979-245-7146

## HISTORICAL WATER USAGE



## IMPORTANT MESSAGE

PAY OVER THE PHONE AT 833-309-4327 SIGN UP FOR E-BILLING AT WWW.CITYOFBAYCITY.ORG

RECEIVED  
SEP 10 2020

D10-54410-612  
Gary Huber

BY: DB

To avoid late charges, payment must be received in the Utility Billing Office by 5 p.m. on 09/20/2020. If balance is not paid by 5 p.m. on the 25th, a \$50.00 service fee will be applied to the account and an additional \$50.00 deposit may be required.



City of Bay City  
1901 5th St  
Bay City TX 77414

548

SEP 14 2020

# ACCOUNT STATEMENT

ACCOUNT NUMBER	DUE DATE	AMOUNT DUE
#16-032000-01	09/15/2020	\$406.94



\*\*AUTO\*\*SCH 5-DIGIT 77404 17 PS5 121021AA26-A-1  
4474 1 AV 0.386



MATAGORDA COUNTY  
FAIRGROUNDS  
2604 NICHOLS AVE  
BAY CITY TX 77414-6958

## ACCOUNT INFORMATION

Service Address: Hamman Rd  
Service Period: 07/25/2020 to 08/25/2020  
Billing Date: 08/28/2020  
Due Date: 09/15/2020  
Penalty Date: 09/20/2020

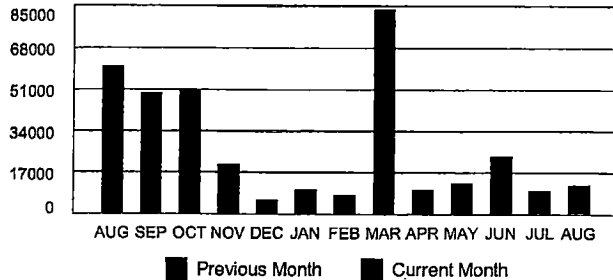
## CURRENT METERED USAGE

Service	Current	Previous	Usage
Water	12,368	12,347	2,100
Water	5,128	5,032	9,600

Total Water Usage: 11,700

Customer Service: 979-245-2322  
Hours of Operation: Monday - Friday 8:00 a.m. - 5:00 p.m.  
Emergency After-Hours Repairs: 979-245-7146

## HISTORICAL WATER USAGE



## ACCOUNT SUMMARY

SERVICE	CHARGE
Water	\$196.22
Sewer	\$210.72
Penalty	0.00
<b>TOTAL CURRENT CHARGES</b>	<b>\$406.94</b>
Balance Forward	\$0.00
<b>TOTAL AMOUNT DUE</b>	<b>\$406.94</b>
<b>TOTAL DUE IF PAID AFTER 09/20/2020</b>	<b>\$447.63</b>

APPROVED  
COUNTY AUDITOR  
DB km

WARNING

ALL PAST DUE BALANCES ARE SUBJECT TO  
DISCONNECTION IMMEDIATELY

\*\*\*NOTICE\*\*\*

Current charges must be paid by the 25th to avoid  
disconnection.

*Gary Huber*

## IMPORTANT MESSAGE

PAY OVER THE PHONE AT 833-309-4327 SIGN UP FOR E-BILLING AT  
WWW.CITYOFBAYCITY.ORG

RECEIVED  
SEP 10 2020

010-54410-661

BY: *DB*

To avoid late charges, payment must be received in the Utility Billing Office by 5 p.m. on 09/20/2020. If balance is not paid by 5 p.m. on the 25th, a \$50.00 service fee will be applied to the account and an additional \$50.00 deposit may be required.



City of Bay City  
1901 5th St  
Bay City TX 77414

548

SEP 14 2020



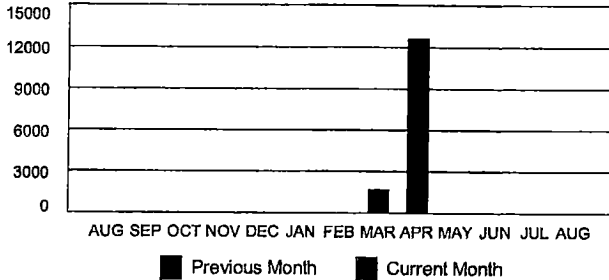
\*\*AUTO\*\*SCH 5-DIGIT 77404 17 P55 121021AA28-A-1  
4474 1 AV 0.386



MATAGORDA COUNTY  
FAIRGROUNDS  
2604 NICHOLS AVE  
BAY CITY TX 77414-6958

Customer Service: 979-245-2322  
Hours of Operation: Monday - Friday 8:00 a.m. - 5:00 p.m.  
Emergency After-Hours Repairs: 979-245-7146

### HISTORICAL WATER USAGE



### IMPORTANT MESSAGE

PAY OVER THE PHONE AT 833-309-4327 SIGN UP FOR E-BILLING AT  
WWW.CITYOFBAYCITY.ORG

RECEIVED  
SEP 10 2020

BY: *DB*

## ACCOUNT STATEMENT

ACCOUNT NUMBER

*Inv #* 16-032010-03/825

DUE DATE

09/15/2020

AMOUNT DUE

\$22.13

### ACCOUNT INFORMATION

Service Address: Columbus R  
Service Period: ✓ 07/25/2020 to 08/25/2020  
Billing Date: 08/28/2020  
Due Date: 09/15/2020  
Penalty Date: 09/20/2020

### CURRENT METERED USAGE

Service	Current	Previous	Usage
Water	746	746	0

### ACCOUNT SUMMARY

SERVICE	CHARGE
Water	\$22.13
Penalty	0.00
<b>TOTAL CURRENT CHARGES</b>	<b>\$22.13</b>
Balance Forward	\$0.00
<b>TOTAL AMOUNT DUE</b>	<b>\$22.13</b>
<b>TOTAL DUE IF PAID AFTER 09/20/2020</b>	<b>\$32.13</b>

*APPROVED COUNTY AUDITOR*  
*DB*  
*SP*



ALL PAST DUE BALANCES ARE SUBJECT TO  
DISCONNECTION IMMEDIATELY

\*\*\*NOTICE\*\*\*

Current charges must be paid by the 25th to avoid  
disconnection.

010-54410-661

*Gery Tucker*

To avoid late charges, payment must be received in the Utility Billing Office by 5 p.m. on 09/20/2020. If balance is not paid by 5 p.m. on the 25th, a \$50.00 service fee will be applied to the account and an additional \$50.00 deposit may be required.



City of Bay City ✓  
1901 5th St  
Bay City TX 77414

548

SEP 14 2020



\*\*AUTO\*\*SCH 5-DIGIT 77404 17 PS5 121021AA28-A-1  
4486 1 AV 0.386

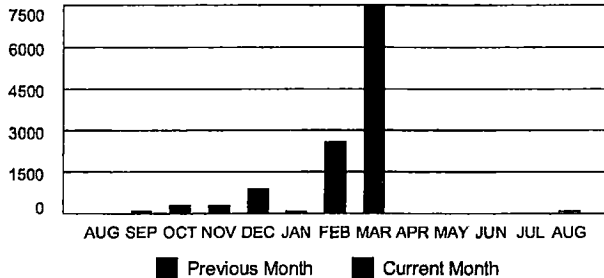


MATAGORDA COUNTY  
HOLDING PEN  
2604 NICHOLS AVE  
BAY CITY TX 77414-6958

Fairgrounds ✓

Customer Service: 979-245-2322  
Hours of Operation: Monday - Friday 8:00 a.m. - 5:00 p.m.  
Emergency After-Hours Repairs: 979-245-7146

**HISTORICAL WATER USAGE**



**IMPORTANT MESSAGE**

PAY OVER THE PHONE AT 833-309-4327 SIGN UP FOR E-BILLING AT  
WWW.CITYOFBAYCITY.ORG

RECEIVED  
SEP 10 2020

BY: DB

010-54410-661

**ACCOUNT STATEMENT**

ACCOUNT NUMBER	DUE DATE	AMOUNT DUE
Inv #16-032020-00/814	09/15/2020	\$53.79

**ACCOUNT INFORMATION**

Service Address: 4901 Nichols  
Service Period: ✓ 07/14/2020 to 08/14/2020  
Billing Date: 08/28/2020  
Due Date: 09/15/2020  
Penalty Date: 09/20/2020

**CURRENT METERED USAGE**

Service	Current	Previous	Usage
Water	721	720 ✓	100

**ACCOUNT SUMMARY**

SERVICE	CHARGE
Water	\$27.93
Sewer	\$25.86
Penalty	0.00
<b>TOTAL CURRENT CHARGES</b>	<b>\$53.79</b>
Balance Forward	\$0.00
<b>TOTAL AMOUNT DUE</b>	<b>\$53.79</b>
<b>TOTAL DUE IF PAID AFTER 09/20/2020</b>	<b>\$63.79</b>

APPROVED  
COUNTY AUDITOR  
DB KW



**ALL PAST DUE BALANCES ARE SUBJECT TO  
DISCONNECTION IMMEDIATELY**

\*\*\*NOTICE\*\*\*

Current charges must be paid by the 25th to avoid  
disconnection.

Gary Graham

To avoid late charges, payment must be received in the Utility Billing Office by 5 p.m. on 09/20/2020. If balance is not paid by 5 p.m. on the 25th, a \$50.00 service fee will be applied to the account and an additional \$50.00 deposit may be required.



TXU

ADDRESS	ESI ID	METER #	SERV.	DATES	TOTAL				DEPT #
BLESSING COMM CTR (PCT#4)	10032789461693260					0.00%	\$ -	\$ -	010-54410-615
ST LTS BLESSING CC PAVILION (PCT#4)	10032789436470608					0.00%	\$ -	\$ -	010-54410-615
ODLTS BLESSING COMM CTR (PCT#4)	10032789461693261					0.00%	\$ -	\$ -	010-54410-615
MARKHAM COMM CTR (PCT#4)	10032789476839780	122330835	07/21/20	08/18/20	\$ 155.12	1.38%	\$ 88.84	\$ 66.28	010-54410-615
ODLTS MARKHAM CC (PCT#4)	10032789476839781	7007105031OT	07/21/20	08/18/20	\$ 26.29	0.23%	\$ 15.06	\$ 11.23	010-54410-615
HEFFINGER PRK LTS BLESSING (PCT#4)	10032789478079271					0.00%	\$ -	\$ -	010-54410-615
ODLTS WATER WELL MIDFIELD (PCT#4)	10032789492176731	7007147859SD	07/06/20	08/03/20	\$ 18.92	0.17%	\$ 10.84	\$ 8.08	010-54410-615
ODLTS BLESSING CC 932 (PCT#4)	10032789496744772					0.00%	\$ -	\$ -	010-54410-615
ODLTS BLESSING CC 935 (PCT#4)	10032789496744773					0.00%	\$ -	\$ -	010-54410-615
E END OF PRK BLESSING (PCT#4)	10032789497890130					0.00%	\$ -	\$ -	010-54410-615
ST LTS BLESSING PARK 955 (PCT#4)	10032789441468646					0.00%	\$ -	\$ -	010-54410-615
ST LTS BLESSING CC PAVILION (PCT#4)	10032789436470608					0.00%	\$ -	\$ -	010-54410-615
ST LTS BLESSING PRK (PCT#4)	10032789441468646					0.00%	\$ -	\$ -	010-54410-615
190 AVE F UNIT FIRESTATION MARKHAM	10032789487564611	122291027	06/19/20	08/18/20	\$ 146.34	1.31%	\$ 83.81	\$ 62.53	010-54410-615
RAWLS UNIT FIRESTATION MIDFIELD	10032789433412700	136592656	06/04/20	08/03/20	\$ 450.03	4.02%	\$ 257.75	\$ 192.28	010-54410-615
FM 521 PRK WADSWORTH (RIVER PRK)	10032789412055530	7006966354SD	07/20/20	08/17/20	\$ 63.81	0.57%	\$ 36.55	\$ 27.26	010-54410-660
ODLTS FM 521 PRK WADSWORTH (RIVER PRK)	10032789420235651	7006991419SD	07/16/20	08/13/20	\$ 52.58	0.47%	\$ 30.11	\$ 22.47	010-54410-660
ODLTS FM 521 PRK WADSWORTH (RIVER PRK)	10032789420235652	7005369954SD	07/16/20	08/13/20	\$ 26.28	0.23%	\$ 15.05	\$ 11.23	010-54410-660
FM 521 PALACIOS (RIVER PARK)	10032789465240600					0.00%	\$ -	\$ -	010-54410-660
HOLDING PEN (FAIRGROUNDS)	10032789407891290	119433830	07/08/20	08/05/20	\$ 452.71	4.04%	\$ 259.28	\$ 193.43	010-54410-661
CTR OF CARNIVAL (FAIRGROUNDS)	10032789419036321	125243718	07/08/20	08/05/20	\$ 7.03	0.06%	\$ 4.03	\$ 3.00	010-54410-661
INDOOR ARENA (FAIRGROUNDS)	10032789419218250	122238922	07/08/20	08/05/20	\$ 1,596.30	14.25%	\$ 914.25	\$ 682.05	010-54410-661
SHOW BARN/RV PARK (FAIRGROUNDS)	10032789443561762	119435538	07/08/20	08/05/20	\$ 81.16	0.72%	\$ 46.48	\$ 34.68	010-54410-661
ODLTS HAMMAN RD (FAIRGROUNDS)	10032789443561763	7005516394SD	07/09/20	08/06/20	\$ 53.54	0.48%	\$ 30.66	\$ 22.88	010-54410-661
OUTDOOR ARENA (FAIRGROUNDS)	10032789444026850	151900075	07/08/20	08/05/20	\$ 62.24	0.56%	\$ 35.65	\$ 26.59	010-54410-661
HOME EC/MP BLDG (FAIRGROUNDS)	10032789474465420	558026845	07/08/20	08/05/20	\$ 723.35	6.46%	\$ 414.28	\$ 309.07	010-54410-661
ODLTS NICHOLS RD (FAIRGROUNDS)	10032789480469090	7007112012SD	07/10/20	08/09/20	\$ 43.78	0.39%	\$ 25.07	\$ 18.71	010-54410-661
FANS BACK OF ARENA (FAIRGROUNDS)	10032789499566851	119431781	07/08/20	08/05/20	\$ 150.99	1.35%	\$ 86.48	\$ 64.51	010-54410-661
4511 FM 2668 UNIT 3 (FAIRGROUNDS)	10032789406762840	122331176	07/08/20	08/05/20	\$ 88.69	0.79%	\$ 50.80	\$ 37.89	010-54410-661
FM 2668 UNIT 7 (FAIRGROUNDS)	10032789420166760	142588863	07/08/20	08/05/20	\$ 6.89	0.06%	\$ 3.95	\$ 2.94	010-54410-661
ODLTS RIVERBEND MATAGORDA (MARINE)	10032789432664941	7006992918SD	07/20/20	08/17/20	\$ 26.29	0.23%	\$ 15.06	\$ 11.23	010-54410-662
TOTAL:					\$11,203.10	100%	\$ 6,416.34	\$ 4,786.76	

*CM*

APPROVED  
COUNTY AUDITOR  
*AB KM*

2149  
 Desc July - Aug 2020 TXU

SEP 14 2020

VENDOR # 2149  
 INV# 052003068678

ACCT# 100061411211  
 INVOICE DATED 8/28/20

\$ 6,416.34 Total Credit

ADDRESS	ESI ID	METER #	SERV.	DATES	TOTAL	% Split	Credit Applied	TOTAL	DEPT #
18 BAYVIEW MATAGORDA (JP#2)	10032789403973976	119711668	07/20/20	08/17/20	\$ 167.27	1.49%	\$ 95.80	\$ 71.47	010-54410-462
190 AVE F MARKHAM (JP#4)	10032789461015050	122316429	07/21/20	08/18/20	\$ 53.48	0.48%	\$ 30.63	\$ 22.85	010-54410-464
2200 7TH ST (CMOB)	10032789456726070	558785152	07/06/20	08/03/20	\$ 4,042.37	36.08%	\$ 2,315.18	\$ 1,727.19	010-54410-508
ODLTS 2200 7TH ST (CMOB)	10032789456726071	7007055012SD	07/06/20	08/03/20	\$ 38.56	0.34%	\$ 22.08	\$ 16.48	010-54410-508
ODLTS 2200 7TH ST (CMOB)	10032789456726072	7007055046SD	07/06/20	08/03/20	\$ 26.77	0.24%	\$ 15.33	\$ 11.44	010-54410-508
1700 7TH ST (COURTHOUSE)	10032789496308881					0.00%	\$ -	\$ -	010-54410-510
2004 KILOWATT DR (COURTHOUSE)	10032789431907311					0.00%	\$ -	\$ -	010-54410-510
ODLTS 2004 KILOWATT (COURTHOUSE)	10032789495599911					0.00%	\$ -	\$ -	010-54410-510
2323 AVE E (JAIL)	10032789405892400					0.00%	\$ -	\$ -	010-54410-512
ODLTS 2323 AVE E (JAIL)	10032789405892401					0.00%	\$ -	\$ -	010-54410-512
405 COMMERCE PALACIOS (JAIL)	10032789440808411	119430885	07/22/20	08/19/20	\$ 948.34	8.46%	\$ 543.14	\$ 405.20	010-54410-512
2308 AVE F (S.O.)	10032789485567631					0.00%	\$ -	\$ -	010-54410-560
MATAGORDA (TRANSFER ST)	10032789494278861	119431822	07/16/20	08/13/20	\$ 11.72	0.10%	\$ 6.71	\$ 5.01	010-54410-595
EL MATON UNIT P43 (TRANSFER ST)	10032789482241440	122301621	07/13/20	08/10/20	\$ 21.47	0.19%	\$ 12.30	\$ 9.17	010-54410-595
2604 NICHOLS AVE/CO BARN (PCT#1)	10032789459112270	122240792	07/08/20	08/05/20	\$ 399.02	3.56%	\$ 228.53	\$ 170.49	010-54410-612
ODLTS NICHOLS AVE (PCT#1)	10032789485513550	7007116623SD	07/10/20	08/09/20	\$ 107.52	0.96%	\$ 61.58	\$ 45.94	010-54410-612
ODLTS NICHOLS AVE (PCT#1)	10032789485513551					0.00%	\$ -	\$ -	010-54410-612
ODLTS NICHOLS AVE (PCT#1)	10032789485513552					0.00%	\$ -	\$ -	010-54410-612
HWY 60 OUTDOOR LTS(PCT#1)	10032789423558520					0.00%	\$ -	\$ -	010-54410-612
ODLTS 3520 NICHOLS AVE (PCT#1)	10032789479928771	7005770635SD	07/08/20	08/05/20	\$ 12.19	0.11%	\$ 6.98	\$ 5.21	010-54410-612
FISHER ST MATAGORDA (PCT#2)	10032789414370120	122332798	07/20/20	08/17/20	\$ 192.80	1.72%	\$ 110.42	\$ 82.38	010-54410-613
OLD MAGNOLA/MATAGORDA (PCT#2)	10032789419199850	7006973193SD	07/20/20	08/17/20	\$ 11.98	0.11%	\$ 6.86	\$ 5.12	010-54410-613
ST LTS FISHER MATAGORDA (PCT#2)	10032789427542180	122274251	07/20/20	08/17/20	\$ 5.17	0.05%	\$ 2.96	\$ 2.21	010-54410-613
115 LAUREL MATAGORDA (PCT#2)	10032789495257641	120726105	07/20/20	08/17/20	\$ 20.70	0.18%	\$ 11.86	\$ 8.84	010-54410-613
OLD SCHOOL MATAGORDA/PCT#2	10032789417127397	148896249	07/20/20	08/17/20	\$ 5.17	0.05%	\$ 2.96	\$ 2.21	010-54410-613
MATAGORDA FIREMAN'S HALL (PCT#2)	10032789446568110	122330875	07/20/20	08/17/20	\$ 275.67	2.46%	\$ 157.88	\$ 117.79	010-54410-613
SELKIRK FIRE DEPT (PCT#2)	10032789427413670	122279171	07/17/20	08/16/20	\$ 85.20	0.76%	\$ 48.80	\$ 36.40	010-54410-613
25000 SH 35 (PCT#3)	10032789453394875	120730531	07/13/20	08/10/20	\$ 189.87	1.69%	\$ 108.74	\$ 81.13	010-54410-614
25000 SH 35 UNIT P7 (PCT#3)	10032789474945241	122240914	07/13/20	08/10/20	\$ 70.21	0.63%	\$ 40.21	\$ 30.00	010-54410-614
ODLTS 25000 SH 35 (PCT#3)	10032789474945242	7005712552SD	07/13/20	08/10/20	\$ 105.17	0.94%	\$ 60.23	\$ 44.94	010-54410-614
BLESSING BALLPRK W UNIT (PCT#4)	10032789402787491					0.00%	\$ -	\$ -	010-54410-615
ODLTS BLESSING PRK (PCT#4)	10032789402787492					0.00%	\$ -	\$ -	010-54410-615
MIDFIELD COMM CTR (PCT#4)	10032789459047060	157104699	07/06/20	08/03/20	\$ 78.55	0.70%	\$ 44.99	\$ 33.56	010-54410-615
ODLTS MIDFIELD COMM CTR (PCT#4)	10032789459047061	7007074246SD	07/06/20	08/03/20	\$ 11.97	0.11%	\$ 6.86	\$ 5.11	010-54410-615
ODLTS MIDFIELD FIRE ST (PCT#4)	10032789461418841	7007068113SD	07/06/20	08/03/20	\$ 18.30	0.16%	\$ 10.48	\$ 7.82	010-54410-615
190 AVE F MARKHAM ANNEX (PCT#4)	10032789426253880	157911497	07/21/20	08/18/20	\$ 71.29	0.64%	\$ 40.83	\$ 30.46	010-54410-615

RECEIVED  
 SEP 09 2020

BY: *DB*



Customer Name: MATAGORDA COUNTY  
 Account Number: 100061411211  
 Invoice Number: 052003068678  
 Invoice Date: 08/28/2020

**received**  
 9/9/2020 KEK

**Account Summary**

Previous Balance	Credits/Payments	Balance Forward	Current Charges	Amount Due	Due Date
\$275.39	\$6,691.73 CR	\$6,416.34 CR	\$11,203.10	\$4,786.76	09/28/2020

See remaining pages for invoice details.

**Customer Communications**

We're thrilled to have you as our customer. Let us know if you need anything—we're here for you at 1-866-898-3465 (8AM - 6PM M-F).

Your business is demanding enough without worrying about electricity. TXU Energy provides you with innovative online account management tools to help you make smarter decisions about energy consumption. TXU Energy MyAccount Summary provides a customized view of when and how your business uses electricity so that you can manage your usage and save money. It's fast, secure and convenient. Contact your Account Service Manager for more information and to get started today with a TXU Energy MyAccount.

*Handwritten initials*

9/10/20 talked w/ Jennifer will be changing address to 1700 7th St, Room 301, also received credit of \$6416.34 due to amount calculating so high per Jennifer deducted from each line.

**How to Contact Us**

**Account Service Manager**  
 Robin Washington  
 Phone: (972) 232-8466  
 Email: robin.washington@txu.com  
 Customer Service: 1-866-898-3465 (8AM - 6PM M-F)

**Power Outage Notification:**  
 American Electric Power - 1-866-223-8508

REP Certificate: #10004

Please return this portion with your payment in the enclosed envelope. Make checks payable to TXU Energy. Do not include correspondence with your payment.

The TXU Energy Aid<sup>SM</sup> program helps families in critical situations with bill payment assistance.  
 For Donations Only

One-time gift to TXU Energy Aid<sup>SM</sup> program \$ \_\_\_\_\_  
 Recurring monthly donation to TXU Energy Aid<sup>SM</sup> program \$ \_\_\_\_\_

**Account Number:**  
 100061411211

Amount Due	Due Date
\$4,786.76	09/28/2020

To ensure proper payment posting, please provide this number (100061411211) on all payments and send to the address directly below.

SP 05 00081 41700E 1 A\*\*SNGLP

MATAGORDA COUNTY  
 PO BOX 99  
 ELMATON TX 77440-0099




TXU ENERGY  
 PO BOX 650638  
 DALLAS, TX 75265-0638

21100061411211000047867600000000003

000081 1/26

Customer Name: MATAGORDA COUNTY  
Account Number: 100061411211  
Invoice Number: 052003068678  
Invoice Date: 08/28/2020



### Important Information

Your satisfaction is our top priority. Do you have feedback? Email us at [txuexec@txu.com](mailto:txuexec@txu.com) or write us at TXU Energy Executive Feedback, PO Box 650764, Dallas, TX 75265-0764. The amount billed may include price changes allowed by law or regulatory actions. For more information about your electricity plan and the price on your next bill, call us at 1-888-399-5501 (7AM - 7PM M-F). See an unauthorized charge on your bill? Call us toll-free at 1-866-898-3465 (8AM - 6PM M-F), and we'll work to resolve any issues. If you're not satisfied with the resolution, you may file a complaint with the Public Utility Commission of Texas PO Box 13326, Austin, TX 78711-3326; (512)936-7120 or toll-free in Texas (888)782-8477. Hearing and speech-impaired individuals with text telephones (TTY) may contact the Public Utility Commission of Texas at (512)936-7136.

### Account Summary Detail

Previous Balance		\$	275.39
<b>Credits/Payments</b>			
Inc. Check Payment	07/25/2020	\$	275.39 CR
Prior Billing Period(s) Waiver		\$	6,416.34 CR
<b>Subtotal</b>		\$	<b>6,691.73 CR</b>
<b>Balance Forward</b>		\$	<b>6,416.34 CR</b>
<b>Debits/Charges</b>		\$	<b>0.00</b>

The TXU Energy Aid<sup>SM</sup> program helps families in critical situations with bill payment assistance.

For Donations Only

One-time gift to TXU Energy Aid <sup>SM</sup> program	\$	_____
Recurring monthly donation to TXU Energy Aid <sup>SM</sup> program	\$	_____

Account Number:  
100061411211

Amount Due	Due Date
\$4,786.76	09/28/2020

To ensure proper payment posting, please provide this number (100061411211) on all payments and send to the address directly below.

SP 05 000081 41700E 1 A\*\*SGLP



MATAGORDA COUNTY  
PO BOX 99  
ELMATON TX 77440-0099



TXU ENERGY  
PO BOX 650638  
DALLAS, TX 75265-0638



2110006141121100004786760000000003



Customer Name: MATAGORDA COUNTY  
 Account Number: 100061411211  
 Invoice Number: 052003068678  
 Invoice Date: 08/28/2020

Account Summary

ESI ID Facility ID	Service Address	Start Service End Service	kWh Actual kW/kVA	Commercial TDU Charges	Commercial Taxes TDU Taxes	Total Charges	Flag
10032789456726070	2200 7TH ST BAY CITY, TX 77414-5254	07/06/2020 08/03/2020	31,560 94	\$3,181.01 \$861.36	\$0.00 \$0.00	\$4,042.37	F
10032789456726072	2200 7TH ST UNIT FL BAY CITY, TX 77414-5254	07/06/2020 08/03/2020	155 -	\$15.63 \$11.14	\$0.00 \$0.00	\$26.77	F
10032789456726071	2200 7TH ST UNIT FL BAY CITY, TX 77414-5254	07/06/2020 08/03/2020	208 -	\$20.96 \$17.60	\$0.00 \$0.00	\$38.56	F
10032789419218250	4511 FM 2668 UNIT 1 BAY CITY, TX 77414-3991	07/08/2020 08/05/2020	10,720 53	\$1,058.95 \$537.35	\$0.00 \$0.00	\$1,596.30	F
10032789474465420	4511 FM 2668 UNIT 2 BAY CITY, TX 77414-3991	07/08/2020 08/05/2020	4,080 34	\$403.03 \$320.32	\$0.00 \$0.00	\$723.35	F
10032789406762840	4511 FM 2668 UNIT 3 BAY CITY, TX 77414-3991	07/08/2020 08/05/2020	379 3	\$37.44 \$51.25	\$0.00 \$0.00	\$88.69	F
10032789499566851	4511 FM 2668 UNIT 4 BAY CITY, TX 77414-3991	07/08/2020 08/05/2020	173 15	\$17.09 \$133.90	\$0.00 \$0.00	\$150.99	F
10032789444026850	4511 FM 2668 UNIT 5 BAY CITY, TX 77414-3991	07/08/2020 08/05/2020	71 2	\$7.01 \$55.23	\$0.00 \$0.00	\$62.24	F
10032789407891290	4511 FM 2668 UNIT 6 BAY CITY, TX 77414-3991	07/08/2020 08/05/2020	3,040 14	\$300.30 \$152.41	\$0.00 \$0.00	\$452.71	F
10032789420166760	4511 FM 2668 UNIT 7 BAY CITY, TX 77414-3991	07/08/2020 08/05/2020	13 -	\$1.28 \$5.61	\$0.00 \$0.00	\$6.89	F
10032789419036321	4511 FM 2668 UNIT 8 BAY CITY, TX 77414-3991	07/08/2020 08/05/2020	14 -	\$1.38 \$5.65	\$0.00 \$0.00	\$7.03	F
10032789443561762	4511 FM 2668 UNIT 9 BAY CITY, TX 77414-3991	07/08/2020 08/05/2020	520 1	\$51.37 \$29.79	\$0.00 \$0.00	\$81.16	F
10032789443561763	HAMMAN RD ODLT 400HPS AL BAY CITY, TX 77414	07/09/2020 08/06/2020	310 -	\$31.24 \$22.30	\$0.00 \$0.00	\$53.54	F
10032789459112270	2604 NICHOLS AVE BAY CITY, TX 77414-6958	07/08/2020 08/05/2020	2,739 10	\$276.06 \$122.96	\$0.00 \$0.00	\$399.02	F
10032789479928771	3588 1/2 NICHOLS AVE BAY CITY, TX 77414-7383	07/08/2020 08/05/2020	57 -	\$5.74 \$6.45	\$0.00 \$0.00	\$12.19	F
10032789485513550	NICHOLS AVE UNIT 250HPSA BAY CITY, TX 77414	07/10/2020 08/09/2020	520 -	\$52.41 \$55.11	\$0.00 \$0.00	\$107.52	F
10032789480469090	NICHOLS RD UNIT 250HPSA BAY CITY, TX 77414	07/10/2020 08/09/2020	208 -	\$20.96 \$22.82	\$0.00 \$0.00	\$43.78	F
10032789482241440	FM 459 UNIT P43 EL MATON, TX 77440	07/13/2020 08/10/2020	122 -	\$12.05 \$9.42	\$0.00 \$0.00	\$21.47	F
10032789476839781	190 AVENUE F ODLT 400HPS MARKHAM, TX 77456	07/21/2020 08/18/2020	155 -	\$15.32 \$10.97	\$0.00 \$0.00	\$26.29	F
10032789426253880	190 AVENUE F UNIT ANNEX MARKHAM, TX 77456	07/21/2020 08/18/2020	494 4	\$48.80 \$22.49	\$0.00 \$0.00	\$71.29	F
10032789476839780	190 AVENUE F UNIT COMMNT MARKHAM, TX 77456	07/21/2020 08/18/2020	614 9	\$60.65 \$94.47	\$0.00 \$0.00	\$155.12	F
10032789487564611	190 AVENUE F UNIT FIRESTA MARKHAM, TX 77456	07/21/2020 08/18/2020	718 -	\$35.18 \$30.30	\$0.00 \$0.00	\$65.48	F
10032789487564611	190 AVENUE F UNIT FIRESTA MARKHAM, TX 77456	06/19/2020 07/20/2020	901 -	\$44.15 \$36.71	\$0.00 \$0.00	\$80.86	
10032789461015050	190 AVENUE F UNIT JP OFF MARKHAM, TX 77456	07/21/2020 08/18/2020	361 -	\$35.66 \$17.82	\$0.00 \$0.00	\$53.48	F
10032789419199850	MAGNOLIA MATAGORDA, TX 77457	07/20/2020 08/17/2020	57 -	\$5.64 \$6.34	\$0.00 \$0.00	\$11.98	F
10032789403973976	18 BAYVIEW ADDN MATAGORDA, TX 77457	07/20/2020 08/17/2020	1,211 5	\$119.63 \$47.64	\$0.00 \$0.00	\$167.27	F

08/28/2020

Customer Name: MATAGORDA COUNTY  
 Account Number: 100061411211  
 Invoice Number: 052003068678  
 Invoice Date: 08/28/2020

ESI ID Facility ID	Service Address	Start Service End Service	kWh Actual kW/kVA	Commercial TDU Charges	Commercial Taxes TDU Taxes	Total Charges	Flag
10032789427413670	1203 COUNTY ROAD 243 UNIT FIRESTA MATAGORDA, TX 77457	07/17/2020 08/16/2020	598 5	\$59.07 \$26.13	\$0.00 \$0.00	\$85.20	F
10032789427542180	414 FISHER MATAGORDA, TX 77457	07/20/2020 08/17/2020	- -	\$0.00 \$5.17	\$0.00 \$0.00	\$5.17	F
10032789414370120	FISHER UNIT COUNTY MATAGORDA, TX 77457	07/20/2020 08/17/2020	1,402 8	\$138.49 \$54.31	\$0.00 \$0.00	\$192.80	F
10032789494278861	OLD GULF RD UNIT STATION COLLECT STA MATAGORDA, TX 77457	07/16/2020 08/13/2020	49 -	\$4.84 \$6.88	\$0.00 \$0.00	\$11.72	F
10032789495257641	115 LAUREL MATAGORDA, TX 77457	07/20/2020 08/17/2020	116 1	\$11.46 \$9.24	\$0.00 \$0.00	\$20.70	F
10032789417127397	772 LAUREL SEASONAL METER MATAGORDA, TX 77457	07/20/2020 08/17/2020	- -	\$0.00 \$5.17	\$0.00 \$0.00	\$5.17	F
10032789446568110	637 MARKET ST UNIT FIRESTA MATAGORDA, TX 77457	07/20/2020 08/17/2020	1,343 15	\$132.66 \$143.01	\$0.00 \$0.00	\$275.67	F
10032789432664941	2 RIVER BEND ODLT 400HPS MATAGORDA, TX 77457	07/20/2020 08/17/2020	155 -	\$15.32 \$10.97	\$0.00 \$0.00	\$26.29	F
10032789492176731	HIGHWAY 111 ODL MIDFIELD, TX 77458	07/06/2020 08/03/2020	104 -	\$10.28 \$8.64	\$0.00 \$0.00	\$18.92	F
10032789459047060	110 JUNETTA AVE MIDFIELD, TX 77458	07/06/2020 08/03/2020	117 6	\$11.56 \$66.99	\$0.00 \$0.00	\$78.55	F
10032789459047061	110 JUNETTA ODLT 150HPS AL MIDFIELD, TX 77458	07/06/2020 08/03/2020	57 -	\$5.63 \$6.34	\$0.00 \$0.00	\$11.97	F
10032789461418841	RAWLS ODL MIDFIELD, TX 77458	07/06/2020 08/03/2020	104 -	\$10.28 \$8.02	\$0.00 \$0.00	\$18.30	F
10032789433412700	RAWLS UNIT FIRESTA MIDFIELD, TX 77458	07/06/2020 08/03/2020	2,414 8	\$118.29 \$104.26	\$0.00 \$0.00	\$222.55	F
10032789433412700	RAWLS UNIT FIRESTA MIDFIELD, TX 77458	06/04/2020 07/05/2020	2,548 8	\$124.85 \$102.63	\$0.00 \$0.00	\$227.48	F
10032789440808411	405 COMMERCE ST PALACIOS, TX 77465-5468	07/22/2020 08/19/2020	7,304 17	\$729.31 \$219.03	\$0.00 \$0.00	\$948.34	F
10032789474945242	25000 STATE HIGHWAY 35 S PALACIOS, TX 77465-1920	07/13/2020 08/10/2020	620 -	\$61.24 \$43.93	\$0.00 \$0.00	\$105.17	F
10032789453394875	25000 STATE HIGHWAY 35 S UNIT OFFIC PALACIOS, TX 77465-1920	07/13/2020 08/10/2020	1,380 6	\$136.32 \$53.55	\$0.00 \$0.00	\$189.87	F
10032789474945241	25000 STATE HIGHWAY 35 S UNIT P7 PALACIOS, TX 77465-1920	07/13/2020 08/10/2020	486 5	\$48.01 \$22.20	\$0.00 \$0.00	\$70.21	F
10032789412055530	FM 521 UNIT RR PARK WADSWORTH, TX 77483	07/20/2020 08/17/2020	312 -	\$30.82 \$32.99	\$0.00 \$0.00	\$63.81	F
10032789420235651	2000 FM 521 ODLT 400HPS UNIT RR PARK WADSWORTH, TX 77483	07/16/2020 08/13/2020	310 -	\$30.62 \$21.96	\$0.00 \$0.00	\$52.58	F
10032789420235652	2001 FM 521 ODLT 400HPS UNIT RR PARK WADSWORTH, TX 77483	07/16/2020 08/13/2020	155 -	\$15.31 \$10.97	\$0.00 \$0.00	\$26.28	F

\$11,203.10

**Flag Key**

F - Final Bill

A - Adjusted Period

E - Estimated

Debits -

Current Charges \$11,203.10



**Customer Name:** MATAGORDA COUNTY  
**Account Number:** 100061411211  
**Invoice Number:** 052003068678  
**Invoice Date:** 08/28/2020

**ESI ID Detail:**

**Service Address:** 2200 7TH ST BAY CITY, TX 77414-5254  
**Product:** Fixed Price

**ESI ID:** 10032789456726070

Meter ID	Days	Read Type	Previous Read Date	Previous Meter Read	Current Read Date	Current Meter Read	Multiplier	Usage (kWh)	Actual kW/kVA	Billed kW/kVA
558785152	29	Actual	07/06/2020	✓ 49,891	08/03/2020	50,680	40.00	31,560	94	94
<b>TOTAL</b>								<b>31,560</b>	<b>94</b>	<b>94</b>

**Electric Service Commercial**

Service Period: 07/06/2020 to 08/03/2020

TXU Energy Fixed Price

Base Usage	31,560 kWh @	\$ 0.0986179	\$3,112.38
PUC Assessment			\$5.21
Gross Receipts Reimb			\$63.42

<b>Total Commercial Charges</b>	<b>\$3,181.01</b>
---------------------------------	-------------------

**Electric Service Distribution**

Service Period: 07/06/2020 to 08/03/2020

Base Charge		\$2.02
Meter Charge		\$12.67
Distribution System Charge	93.5 kW @	\$ 4.869 \$455.25
Transmission Cost Recov Factor	93.5 kW @	\$ 3.166 \$296.02
Electricity Relief Program	31,560 kWh @	\$ 0.00033 \$10.41
Transition Charge (TC3)	93.5 kW @	\$ 0.853083 \$79.76
Storm Recovery Charge	93.5 kW @	\$ 0.297415 \$27.81
TDU Bill Credit	93.5 kW @	\$ 0.099 \$9.26 CR
Tax Refund Credit		\$51.51 CR
Storm Recovery Tax Credit	93.5 kW @	\$ 0.033988 \$3.18 CR
Regulatory Asset Recovery	93.5 kW @	\$ 0.052535 \$4.91
Energy Efficiency	31,560 kWh @	\$ 0.000647 \$20.42
PUC Assessment		\$1.22
Gross Receipts Reimb		\$14.82

<b>Total Distribution Charges</b>	<b>\$861.36</b>
-----------------------------------	-----------------

<b>TOTAL CHARGES FOR ESI ID</b>	<b>\$4,042.37</b>
---------------------------------	-------------------



Customer Name: MATAGORDA COUNTY  
 Account Number: 100061411211  
 Invoice Number: 052003068678  
 Invoice Date: 08/28/2020

**ESI ID Detail:**

Service Address: 2200 7TH ST UNIT FL BAY CITY, TX 77414-5254  
 Product: Fixed Price

ESI ID: 10032789456726072

Meter ID	Days	Read Type	Previous Read Date	Previous Meter Read	Current Read Date	Current Meter Read	Multiplier	Usage (kWh)	Actual kW/kVA	Billed kW/kVA
7007055046SD	29	Actual	07/06/2020	0	08/03/2020	155	1.00	155	-	-
<b>TOTAL</b>								<b>155</b>	<b>0</b>	<b>0</b>

**Electric Service Commercial**

Service Period: 07/06/2020 to 08/03/2020 ✓

TXU Energy Fixed Price

Base Usage	155 kWh @	\$ 0.0986179	\$15.29
PUC Assessment			\$0.03
Gross Receipts Reimb			\$0.31

<b>Total Commercial Charges</b>	<b>\$15.63</b>
---------------------------------	----------------

**Electric Service Distribution**

Service Period: 07/06/2020 to 08/03/2020

Outdoor Lighting - Facilities		\$5.26
Distribution System Charge	155 kWh @	\$ 0.0210968 \$3.27
Transmission Cost Recov Factor	155 kWh @	\$ 0.006 \$0.93
Electricity Relief Program	155 kWh @	\$ 0.0003226 \$0.05
Transition Charge (TC3)	155 kWh @	\$ 0.0090968 \$1.41
Storm Recovery Charge	155 kWh @	\$ 0.0081935 \$1.27
TDU Bill Credit	155 kWh @	\$ 0.0012258 \$0.19 CR
Tax Refund Credit		\$0.93 CR
Storm Recovery Tax Credit	155 kWh @	\$ 0.0009677 \$0.15 CR
Regulatory Asset Recovery	155 kWh @	\$ 0.0002581 \$0.04
PUC Assessment		\$0.01
Gross Receipts Reimb		\$0.17

<b>Total Distribution Charges</b>	<b>\$11.14</b>
-----------------------------------	----------------

<b>TOTAL CHARGES FOR ESI ID</b>	<b>\$26.77</b>
---------------------------------	----------------



**Customer Name:** MATAGORDA COUNTY  
**Account Number:** 100061411211  
**Invoice Number:** 052003068678  
**Invoice Date:** 08/28/2020

**ESI ID Detail:**

**Service Address:** 2200 7TH ST UNIT FL BAY CITY, TX 77414-5254  
**Product:** Fixed Price

**ESI ID:** 10032789456726071

Meter ID	Days	Read Type	Previous Read Date	Previous Meter Read	Current Read Date	Current Meter Read	Multiplier	Usage (kWh)	Actual kW/kVA	Billed kW/kVA
7007055012SD	29	Actual	07/06/2020	0	08/03/2020	208	1.00	208	-	-
<b>TOTAL</b>								<b>208</b>	<b>0</b>	<b>0</b>

**Electric Service Commercial**

Service Period: 07/06/2020 to 08/03/2020 ✓

TXU Energy Fixed Price

Base Usage	208 kWh @	\$ 0.0986179	\$20.51
PUC Assessment			\$0.03
Gross Receipts Reimb			\$0.42

<b>Total Commercial Charges</b>	<b>\$20.96</b>
---------------------------------	----------------

**Electric Service Distribution**

Service Period: 07/06/2020 to 08/03/2020

Outdoor Lighting - Facilities		\$9.96
Distribution System Charge	208 kWh @	\$ 0.0210577 \$4.38
Transmission Cost Recov Factor	208 kWh @	\$ 0.0060096 \$1.25
Electricity Relief Program	208 kWh @	\$ 0.0003365 \$0.07
Transition Charge (TC3)	208 kWh @	\$ 0.0090865 \$1.89
Storm Recovery Charge	208 kWh @	\$ 0.0082212 \$1.71
TDU Bill Credit	208 kWh @	\$ 0.0012019 \$0.25 CR
Tax Refund Credit		\$1.57 CR
Storm Recovery Tax Credit	208 kWh @	\$ 0.0009615 \$0.20 CR
Regulatory Asset Recovery	208 kWh @	\$ 0.0002885 \$0.06
PUC Assessment		\$0.02
Gross Receipts Reimb		\$0.28

<b>Total Distribution Charges</b>	<b>\$17.60</b>
-----------------------------------	----------------

<b>TOTAL CHARGES FOR ESI ID</b>	<b>\$38.56</b>
---------------------------------	----------------

Customer Name: MATAGORDA COUNTY  
 Account Number: 100061411211  
 Invoice Number: 052003068678  
 Invoice Date: 08/28/2020

**ESI ID Detail:**

**Service Address:**  
**Product:**

4511 FM 2668 UNIT 1 BAY CITY, TX 77414-3991  
 Fixed Price

**ESI ID:** 10032789419218250

Meter ID	Days	Read Type	Previous Read Date	Previous Meter Read	Current Read Date	Current Meter Read	Multiplier	Usage (kWh)	Actual kW/kVA	Billed kW/kVA
122238922	29	Actual	07/08/2020	✓ 650	08/05/2020	717	160.00	10,720	53	52
<b>TOTAL</b>								<b>10,720</b>	<b>53</b>	<b>52</b>

**Electric Service Commercial**

Service Period: 07/08/2020 to 08/05/2020 ✓  
 TXU Energy Fixed Price

Base Usage 10,720 kWh @ \$ 0.0986179 \$1,057.18  
 PUC Assessment \$1.77

**Total Commercial Charges \$1,058.95**

**Electric Service Distribution**

Service Period: 07/08/2020 to 08/05/2020

Base Charge \$2.02  
 Meter Charge \$12.67  
 Distribution System Charge 52 kW @ \$ 4.869 \$253.19  
 Transmission Cost Recov Factor 52 kW @ \$ 3.166 \$164.63  
 Electricity Relief Program 10,720 kWh @ \$ 0.00033 \$3.54  
 Transition Charge (TC3) 10,720 kWh @ \$ 0.00909 \$97.44  
 Storm Recovery Charge 106.4 kW @ \$ 0.297415 \$31.64  
 TDU Bill Credit 52 kW @ \$ 0.099 \$5.15 CR  
 Tax Refund Credit \$29.36 CR  
 Storm Recovery Tax Credit 106.4 kW @ \$ 0.033988 \$3.62 CR  
 Regulatory Asset Recovery 52 kW @ \$ 0.052535 \$2.73  
 Energy Efficiency 10,720 kWh @ \$ 0.000647 \$6.94  
 PUC Assessment \$0.68

**Total Distribution Charges \$537.35**

**TOTAL CHARGES FOR ESI ID \$1,596.30**

US1 08/28/2020



**Customer Name:** MATAGORDA COUNTY  
**Account Number:** 100061411211  
**Invoice Number:** 052003068678  
**Invoice Date:** 08/28/2020

**ESI ID Detail:**

**Service Address:**  
**Product:**

4511 FM 2668 UNIT 2 BAY CITY, TX 77414-3991  
 Fixed Price

**ESI ID:** 10032789474465420

Meter ID	Days	Read Type	Previous Read Date	Previous Meter Read	Current Read Date	Current Meter Read	Multiplier	Usage (kWh)	Actual kW/kVA	Billed kW/kVA
558026845	29	Actual	07/08/2020	✓ 3,390	08/05/2020	3,441	80.00	4,080	34	34
<b>TOTAL</b>								<b>4,080</b>	<b>34</b>	<b>34</b>

**Electric Service Commercial**

Service Period: 07/08/2020 to 08/05/2020 ✓  
 TXU Energy Fixed Price

Base Usage 4,080 kWh @ \$ 0.0986179 \$402.36  
 PUC Assessment \$0.67

**Total Commercial Charges \$403.03**

**Electric Service Distribution**

Service Period: 07/08/2020 to 08/05/2020

Base Charge \$2.02  
 Meter Charge \$12.67  
 Distribution System Charge 34.1 kW @ \$ 4.869 \$166.03  
 Transmission Cost Recov Factor 34.1 kW @ \$ 3.166 \$107.96  
 Electricity Relief Program 4,080 kWh @ \$ 0.00033 \$1.35  
 Transition Charge (TC3) 4,080 kWh @ \$ 0.00909 \$37.09  
 Storm Recovery Charge 43.7 kW @ \$ 0.297415 \$13.00  
 TDU Bill Credit 34.1 kW @ \$ 0.099 \$3.38 CR  
 Tax Refund Credit \$19.81 CR  
 Storm Recovery Tax Credit 43.7 kW @ \$ 0.033988 \$1.49 CR  
 Regulatory Asset Recovery 34.1 kW @ \$ 0.052535 \$1.79  
 Energy Efficiency 4,080 kWh @ \$ 0.000647 \$2.64  
 PUC Assessment \$0.45

**Total Distribution Charges \$320.32**

**TOTAL CHARGES FOR ESI ID \$723.35**

Customer Name: MATAGORDA COUNTY  
 Account Number: 100061411211  
 Invoice Number: 052003068678  
 Invoice Date: 08/28/2020

**ESI ID Detail:**

**Service Address:** 4511 FM 2668 UNIT 3 BAY CITY, TX 77414-3991  
**Product:** Fixed Price

**ESI ID:** 10032789406762840

Meter ID	Days	Read Type	Previous Read Date	Previous Meter Read	Current Read Date	Current Meter Read	Multiplier	Usage (kWh)	Actual kW/kVA	Billed kW/kVA
122331176	29	Actual	07/08/2020	✓ 33,864	08/05/2020	34,243	1.00	379	3	3
<b>TOTAL</b>								<b>379</b>	<b>3</b>	<b>3</b>

**Electric Service Commercial**

Service Period: 07/08/2020 to 08/05/2020 ✓

TXU Energy Fixed Price

Base Usage 379 kWh @ \$ 0.0986179 \$37.38  
 PUC Assessment \$0.06

**Total Commercial Charges \$37.44**

**Electric Service Distribution**

Service Period: 07/08/2020 to 08/05/2020

Base Charge \$2.02  
 Meter Charge \$12.67  
 Distribution System Charge 2.5 kW @ \$ 4.869 \$12.17  
 Transmission Cost Recov Factor 2.5 kW @ \$ 3.166 \$7.92  
 Electricity Relief Program 379 kWh @ \$ 0.00033 \$0.13  
 Transition Charge (TC3) 17.1 kW @ \$ 0.853083 \$14.59  
 Storm Recovery Charge 17.1 kW @ \$ 0.297415 \$5.09  
 TDU Bill Credit 2.5 kW @ \$ 0.099 \$0.25 CR  
 Tax Refund Credit \$2.94 CR  
 Storm Recovery Tax Credit 17.1 kW @ \$ 0.033988 \$0.58 CR  
 Regulatory Asset Recovery 2.5 kW @ \$ 0.052535 \$0.13  
 Energy Efficiency 379 kWh @ \$ 0.000647 \$0.25  
 PUC Assessment \$0.05

**Total Distribution Charges \$51.25**

**TOTAL CHARGES FOR ESI ID \$88.69**



**Customer Name:** MATAGORDA COUNTY  
**Account Number:** 100061411211  
**Invoice Number:** 052003068678  
**Invoice Date:** 08/28/2020

**ESI ID Detail:**

**Service Address:**  
**Product:**

4511 FM 2668 UNIT 4 BAY CITY, TX 77414-3991  
 Fixed Price

**ESI ID:** 10032789499566851

Meter ID	Days	Read Type	Previous Read Date	Previous Meter Read	Current Read Date	Current Meter Read	Multiplier	Usage (kWh)	Actual kW/kVA	Billed kW/kVA
119431781	29	Actual	07/08/2020	✓ 17,392	08/05/2020	17,565	1.00	173	15	15
<b>TOTAL</b>								<b>173</b>	<b>15</b>	<b>15</b>

**Electric Service Commercial**

Service Period: 07/08/2020 to 08/05/2020 ✓  
 TXU Energy Fixed Price

Base Usage 173 kWh @ \$ 0.0986179 \$17.06  
 PUC Assessment \$0.03

**Total Commercial Charges \$17.09**

**Electric Service Distribution**

Service Period: 07/08/2020 to 08/05/2020

Base Charge \$2.02  
 Meter Charge \$12.67  
 Distribution System Charge 15.4 kW @ \$ 4.869 \$74.98  
 Transmission Cost Recov Factor 15.4 kW @ \$ 3.166 \$48.76  
 Electricity Relief Program 173 kWh @ \$ 0.00033 \$0.06  
 Transition Charge (TC3) 173 kWh @ \$ 0.00909 \$1.57  
 Storm Recovery Charge 15.4 kW @ \$ 0.297415 \$4.58  
 TDU Bill Credit 15.4 kW @ \$ 0.099 \$1.52 CR  
 Tax Refund Credit \$9.83 CR  
 Storm Recovery Tax Credit 15.4 kW @ \$ 0.033988 \$0.52 CR  
 Regulatory Asset Recovery 15.4 kW @ \$ 0.052535 \$0.81  
 Energy Efficiency 173 kWh @ \$ 0.000647 \$0.11  
 PUC Assessment \$0.21

**Total Distribution Charges \$133.90**

**TOTAL CHARGES FOR ESI ID \$150.99**

08/28/2020 6:25

**Customer Name:** MATAGORDA COUNTY  
**Account Number:** 100061411211  
**Invoice Number:** 052003068678  
**Invoice Date:** 08/28/2020

**ESI ID Detail:**

**Service Address:**  
**Product:**

4511 FM 2668 UNIT 5 BAY CITY, TX 77414-3991  
 Fixed Price

**ESI ID:** 10032789444026850

Meter ID	Days	Read Type	Previous Read Date	Previous Meter Read	Current Read Date	Current Meter Read	Multiplier	Usage (kWh)	Actual kW/kVA	Billed kW/kVA
151900075	29	Actual	07/08/2020	✓ 609	08/05/2020	680	1.00	71	2	2
<b>TOTAL</b>								71	2	2

**Electric Service Commercial**

Service Period: 07/08/2020 to 08/05/2020 ✓

TXU Energy Fixed Price

Base Usage	71 kWh @	\$ 0.0986179	\$7.00
PUC Assessment			\$0.01

<b>Total Commercial Charges</b>	<b>\$7.01</b>
---------------------------------	---------------

**Electric Service Distribution**

Service Period: 07/08/2020 to 08/05/2020

Base Charge		\$2.02
Meter Charge		\$12.67
Distribution System Charge	2.3 kW @	\$ 4.869 \$11.20
Transmission Cost Recov Factor	2.3 kW @	\$ 3.166 \$7.28
Electricity Relief Program	71 kWh @	\$ 0.00033 \$0.02
Transition Charge (TC3)	22.3 kW @	\$ 0.853083 \$19.02
Storm Recovery Charge	22.3 kW @	\$ 0.297415 \$6.63
TDU Bill Credit	2.3 kW @	\$ 0.099 \$0.23 CR
Tax Refund Credit		\$2.84 CR
Storm Recovery Tax Credit	22.3 kW @	\$ 0.033988 \$0.76 CR
Regulatory Asset Recovery	2.3 kW @	\$ 0.052535 \$0.12
Energy Efficiency	71 kWh @	\$ 0.000647 \$0.05
PUC Assessment		\$0.05

<b>Total Distribution Charges</b>	<b>\$55.23</b>
-----------------------------------	----------------

<b>TOTAL CHARGES FOR ESI ID</b>	<b>\$62.24</b>
---------------------------------	----------------



**Customer Name:** MATAGORDA COUNTY  
**Account Number:** 100061411211  
**Invoice Number:** 052003068678  
**Invoice Date:** 08/28/2020

**ESI ID Detail:**

**Service Address:**  
**Product:**

4511 FM 2668 UNIT 6 BAY CITY, TX 77414-3991  
 Fixed Price

**ESI ID:** 10032789407891290

Meter ID	Days	Read Type	Previous Read Date	Previous Meter Read	Current Read Date	Current Meter Read	Multiplier	Usage (kWh)	Actual kW/kVA	Billed kW/kVA
119433830 ✓	29	Actual	07/08/2020	2,717 ✓	08/05/2020	2,755	80.00	3,040	14	14
<b>TOTAL</b>								<b>3,040</b>	<b>14</b>	<b>14</b>

**Electric Service Commercial**

Service Period: 07/08/2020 to 08/05/2020 ✓  
 TXU Energy Fixed Price

Base Usage 3,040 kWh @ \$ 0.0986179 \$299.80  
 PUC Assessment \$0.50

**Total Commercial Charges \$300.30**

**Electric Service Distribution**

Service Period: 07/08/2020 to 08/05/2020

Base Charge \$2.02  
 Meter Charge \$12.67  
 Distribution System Charge 13.5 kW @ \$ 4.869 \$65.73  
 Transmission Cost Recov Factor 13.5 kW @ \$ 3.166 \$42.74  
 Electricity Relief Program 3,040 kWh @ \$ 0.00033 \$1.00  
 Transition Charge (TC3) 3,040 kWh @ \$ 0.00909 \$27.63  
 Storm Recovery Charge 30 kW @ \$ 0.297415 \$8.92  
 TDU Bill Credit 13.5 kW @ \$ 0.099 \$1.34 CR  
 Tax Refund Credit \$8.81 CR  
 Storm Recovery Tax Credit 30 kW @ \$ 0.033988 \$1.02 CR  
 Regulatory Asset Recovery 13.5 kW @ \$ 0.052535 \$0.71  
 Energy Efficiency 3,040 kWh @ \$ 0.000647 \$1.97  
 PUC Assessment \$0.19

**Total Distribution Charges \$152.41**

**TOTAL CHARGES FOR ESI ID \$452.71**

000001 7/26



**Customer Name:** MATAGORDA COUNTY  
**Account Number:** 100061411211  
**Invoice Number:** 052003068678  
**Invoice Date:** 08/28/2020

**ESI ID Detail:**

**Service Address:** 4511 FM 2668 UNIT 7 BAY CITY, TX 77414-3991  
**Product:** Fixed Price

**ESI ID:** 10032789420166760

Meter ID	Days	Read Type	Previous Read Date	Previous Meter Read	Current Read Date	Current Meter Read	Multiplier	Usage (kWh)	Actual kW/kVA	Billed kW/kVA
142588863	29	Actual	07/08/2020	✓ 1,271	08/05/2020	1,284	1.00	13	0	0
<b>TOTAL</b>								<b>13</b>	<b>0</b>	<b>0</b>

**Electric Service Commercial**

Service Period: 07/08/2020 to 08/05/2020 ✓

TXU Energy Fixed Price

Base Usage 13 kWh @ \$ 0.0986179 \$1.28

**Total Commercial Charges \$1.28**

**Electric Service Distribution**

Service Period: 07/08/2020 to 08/05/2020

Base Charge \$1.40  
 Meter Charge \$4.39  
 Distribution System Charge 13 kWh @ \$ 0.021093 \$0.27  
 Transmission Cost Recov Factor 13 kWh @ \$ 0.006009 \$0.08  
 Transition Charge (TC3) 13 kWh @ \$ 0.00909 \$0.12  
 Storm Recovery Charge 13 kWh @ \$ 0.001798 \$0.02  
 TDU Bill Credit 13 kWh @ \$ 0.001223 \$0.02 CR  
 Tax Refund Credit \$0.66 CR  
 PUC Assessment \$0.01

**Total Distribution Charges \$5.61**

**TOTAL CHARGES FOR ESI ID \$6.89**



Customer Name: MATAGORDA COUNTY  
 Account Number: 100061411211  
 Invoice Number: 052003068678  
 Invoice Date: 08/28/2020

**ESI ID Detail:**

Service Address:  
 Product:

4511 FM 2668 UNIT 8 BAY CITY, TX 77414-3991  
 Fixed Price

ESI ID: 10032789419036321

Meter ID	Days	Read Type	Previous Read Date	Previous Meter Read	Current Read Date	Current Meter Read	Multiplier	Usage (kWh)	Actual kW/kVA	Billed kW/kVA
125243718	29	Actual	07/08/2020	✓ 9,201	08/05/2020	9,215	1.00	14	-	-
<b>TOTAL</b>								14	0	0

**Electric Service Commercial**

Service Period: 07/08/2020 to 08/05/2020 ✓  
 TXU Energy Fixed Price

Base Usage 14 kWh @ \$ 0.0986179 \$1.38

**Total Commercial Charges \$1.38**

**Electric Service Distribution**

Service Period: 07/08/2020 to 08/05/2020

Base Charge \$1.40  
 Meter Charge \$4.39  
 Distribution System Charge 14 kWh @ \$ 0.021093 \$0.30  
 Transmission Cost Recov Factor 14 kWh @ \$ 0.006009 \$0.08  
 Transition Charge (TC3) 14 kWh @ \$ 0.00909 \$0.13  
 Storm Recovery Charge 14 kWh @ \$ 0.001798 \$0.03  
 TDU Bill Credit 14 kWh @ \$ 0.001223 \$0.02 CR  
 Tax Refund Credit \$0.67 CR  
 PUC Assessment \$0.01

**Total Distribution Charges \$5.65**

**TOTAL CHARGES FOR ESI ID \$7.03**

Customer Name: MATAGORDA COUNTY  
 Account Number: 100061411211  
 Invoice Number: 052003068678  
 Invoice Date: 08/28/2020

**ESI ID Detail:**

**Service Address:**  
**Product:**

4511 FM 2668 UNIT 9 BAY CITY, TX 77414-3991  
 Fixed Price

**ESI ID:** 10032789443561762

Meter ID	Days	Read Type	Previous Read Date	Previous Meter Read	Current Read Date	Current Meter Read	Multiplier	Usage (kWh)	Actual kW/kVA	Billed kW/kVA
119435538	29	Actual	07/08/2020	✓ 2,087	08/05/2020	2,100	40.00	520	1	1
<b>TOTAL</b>								<b>520</b>	<b>1</b>	<b>1</b>

**Electric Service Commercial**

Service Period: 07/08/2020 to 08/05/2020 ✓  
 TXU Energy Fixed Price

Base Usage 520 kWh @ \$ 0.0986179 \$51.28  
 PUC Assessment \$0.09

**Total Commercial Charges \$51.37**

**Electric Service Distribution**

Service Period: 07/08/2020 to 08/05/2020

Base Charge \$2.02  
 Meter Charge \$12.67  
 Distribution System Charge 0.8 kW @ \$ 4.869 \$3.90  
 Transmission Cost Recov Factor 0.8 kW @ \$ 3.166 \$2.53  
 Electricity Relief Program 520 kWh @ \$ 0.00033 \$0.17  
 Transition Charge (TC3) 520 kWh @ \$ 0.00909 \$4.73  
 Storm Recovery Charge 20.8 kW @ \$ 0.297415 \$6.19  
 TDU Bill Credit 0.8 kW @ \$ 0.099 \$0.08 CR  
 Tax Refund Credit \$2.04 CR  
 Storm Recovery Tax Credit 20.8 kW @ \$ 0.033988 \$0.71 CR  
 Regulatory Asset Recovery 0.8 kW @ \$ 0.052535 \$0.04  
 Energy Efficiency 520 kWh @ \$ 0.000647 \$0.34  
 PUC Assessment \$0.03

**Total Distribution Charges \$29.79**

**TOTAL CHARGES FOR ESI ID \$81.16**

10/27/2020 10:51:00 AM



Customer Name: MATAGORDA COUNTY  
 Account Number: 100061411211  
 Invoice Number: 052003068678  
 Invoice Date: 08/28/2020

**ESI ID Detail:**

**Service Address:** HAMMAN RD ODLT 400HPS AL BAY CITY, TX 77414  
**Product:** Fixed Price

**ESI ID:** 10032789443561763

Meter ID	Days	Read Type	Previous Read Date	Previous Meter Read	Current Read Date	Current Meter Read	Multiplier	Usage (kWh)	Actual kW/kVA	Billed kW/kVA
7005516394SD	29	Actual	07/09/2020	0	08/06/2020	310	1.00	310	-	-
<b>TOTAL</b>								<b>310</b>	<b>0</b>	<b>0</b>

**Electric Service Commercial**

Service Period: 07/09/2020 to 08/06/2020 ✓  
 TXU Energy Fixed Price

Base Usage	310 kWh @	\$ 0.0986179	\$30.57
PUC Assessment			\$0.05
Gross Receipts Reimb			\$0.62

<b>Total Commercial Charges</b>	<b>\$31.24</b>
---------------------------------	----------------

**Electric Service Distribution**

Service Period: 07/09/2020 to 08/06/2020

Outdoor Lighting - Facilities			\$10.52
Distribution System Charge	310 kWh @	\$ 0.0210968	\$6.54
Transmission Cost Recov Factor	310 kWh @	\$ 0.006	\$1.86
Electricity Relief Program	310 kWh @	\$ 0.0003226	\$0.10
Transition Charge (TC3)	310 kWh @	\$ 0.0090968	\$2.82
Storm Recovery Charge	310 kWh @	\$ 0.0082258	\$2.55
TDU Bill Credit	310 kWh @	\$ 0.0012258	\$0.38 CR
Tax Refund Credit			\$1.87 CR
Storm Recovery Tax Credit	310 kWh @	\$ 0.0009355	\$0.29 CR
Regulatory Asset Recovery	310 kWh @	\$ 0.0002581	\$0.08
PUC Assessment			\$0.03
Gross Receipts Reimb			\$0.34

<b>Total Distribution Charges</b>	<b>\$22.30</b>
-----------------------------------	----------------

<b>TOTAL CHARGES FOR ESI ID</b>	<b>\$53.54</b>
---------------------------------	----------------

Customer Name: MATAGORDA COUNTY  
 Account Number: 100061411211  
 Invoice Number: 052003068678  
 Invoice Date: 08/28/2020

**ESI ID Detail:**

Service Address:  
 Product:

2604 NICHOLS AVE BAY CITY, TX 77414-6958  
 Fixed Price

ESI ID: 10032789459112270

Meter ID	Days	Read Type	Previous Read Date	Previous Meter Read	Current Read Date	Current Meter Read	Multiplier	Usage (kWh)	Actual kW/kVA	Billed kW/kVA
122240792	29	Actual	07/08/2020	✓ 145,034	08/05/2020	147,773	1.00	2,739	10	10
<b>TOTAL</b>								<b>2,739</b>	<b>10</b>	<b>10</b>

**Electric Service Commercial**

Service Period: 07/08/2020 to 08/05/2020 ✓

TXU Energy Fixed Price

Base Usage	2,739 kWh @	\$ 0.0986179	\$270.11
PUC Assessment			\$0.45
Gross Recelpts Reimb			\$5.50

**Total Commercial Charges \$276.06**

**Electric Service Distribution**

Service Period: 07/08/2020 to 08/05/2020

Base Charge		\$2.02
Meter Charge		\$12.67
Distribution System Charge	10.4 kW @	\$ 4.869 \$50.64
Transmission Cost Recov Factor	10.4 kW @	\$ 3.166 \$32.93
Electricity Relief Program	2,739 kWh @	\$ 0.00033 \$0.90
Transition Charge (TC3)	2,739 kWh @	\$ 0.00909 \$24.90
Storm Recovery Charge	10.4 kW @	\$ 0.297415 \$3.09
TDU Bill Credit	10.4 kW @	\$ 0.099 \$1.03 CR
Tax Refund Credit		\$7.16 CR
Storm Recovery Tax Credit	10.4 kW @	\$ 0.033988 \$0.35 CR
Regulatory Asset Recovery	10.4 kW @	\$ 0.052535 \$0.55
Energy Efficiency	2,739 kWh @	\$ 0.000647 \$1.77
PUC Assessment		\$0.15
Gross Recelpts Reimb		\$1.88

**Total Distribution Charges \$122.96**

**TOTAL CHARGES FOR ESI ID \$399.02**



Customer Name: MATAGORDA COUNTY  
 Account Number: 100061411211  
 Invoice Number: 052003068678  
 Invoice Date: 08/28/2020

**ESI ID Detail:**

**Service Address:**  
**Product:**

3588 1/2 NICHOLS AVE BAY CITY, TX 77414-7383  
 Fixed Price

**ESI ID:** 10032789479928771

Meter ID	Days	Read Type	Previous Read Date	Previous Meter Read	Current Read Date	Current Meter Read	Multiplier	Usage (kWh)	Actual kW/kVA	Billed kW/kVA
7005770635SD	29	Actual	07/08/2020	0	08/05/2020	57	1.00	57	-	-
<b>TOTAL</b>								<b>57</b>	<b>0</b>	<b>0</b>

**Electric Service Commercial**

Service Period: 07/08/2020 to 08/05/2020 ✓  
 TXU Energy Fixed Price

Base Usage	57 kWh @	\$ 0.0986179	\$5.62
PUC Assessment			\$0.01
Gross Receipts Reimb			\$0.11

<b>Total Commercial Charges</b>	<b>\$5.74</b>
---------------------------------	---------------

**Electric Service Distribution**

Service Period: 07/08/2020 to 08/05/2020

Outdoor Lighting - Facilities			\$4.51
Distribution System Charge	57 kWh @	\$ 0.0210526	\$1.20
Transmission Cost Recov Factor	57 kWh @	\$ 0.0059649	\$0.34
Electricity Relief Program	57 kWh @	\$ 0.0003509	\$0.02
Transition Charge (TC3)	57 kWh @	\$ 0.0091228	\$0.52
Storm Recovery Charge	57 kWh @	\$ 0.0082456	\$0.47
TDU Bill Credit	57 kWh @	\$ 0.0012281	\$0.07 CR
Tax Refund Credit			\$0.63 CR
Storm Recovery Tax Credit	57 kWh @	\$ 0.0008772	\$0.05 CR
Regulatory Asset Recovery	57 kWh @	\$ 0.0003509	\$0.02
PUC Assessment			\$0.01
Gross Receipts Reimb			\$0.11

<b>Total Distribution Charges</b>	<b>\$6.45</b>
-----------------------------------	---------------

<b>TOTAL CHARGES FOR ESI ID</b>	<b>\$12.19</b>
---------------------------------	----------------

000001 10/2020

Customer Name: MATAGORDA COUNTY  
 Account Number: 100061411211  
 Invoice Number: 052003068678  
 Invoice Date: 08/28/2020

**ESI ID Detail:**

**Service Address:** NICHOLS AVE UNIT 250HPSA BAY CITY, TX 77414  
**Product:** Fixed Price

**ESI ID:** 10032789485513550

Meter ID	Days	Read Type	Previous Read Date	Previous Meter Read	Current Read Date	Current Meter Read	Multiplier	Usage (kWh)	Actual kW/kVA	Billed kW/kVA
7007116623SD	31	Actual	07/10/2020	0	08/09/2020	520	1.00	520	-	-
<b>TOTAL</b>								<b>520</b>	<b>0</b>	<b>0</b>

**Electric Service Commercial**

Service Period: 07/10/2020 to 08/09/2020 ✓

TXU Energy Fixed Price

Base Usage	520 kWh @	\$ 0.0986179	\$51.28
PUC Assessment			\$0.09
Gross Receipts Reimb			\$1.04

<b>Total Commercial Charges</b>	<b>\$52.41</b>
---------------------------------	----------------

**Electric Service Distribution**

Service Period: 07/10/2020 to 08/09/2020

Base Charge		\$1.40
Street Lighting - Facilities		\$38.30
Distribution System Charge	520 kWh @	\$ 0.0210962 \$10.97
Transmission Cost Recov Factor	520 kWh @	\$ 0.006 \$3.12
Electricity Relief Program	520 kWh @	\$ 0.0003269 \$0.17
Transition Charge (TC3)	520 kWh @	\$ 0.0045769 \$2.38
Storm Recovery Charge	520 kWh @	\$ 0.0082115 \$4.27
TDU Bill Credit	520 kWh @	\$ 0.0012308 \$0.64 CR
Tax Refund Credit		\$5.55 CR
Storm Recovery Tax Credit	520 kWh @	\$ 0.0009423 \$0.49 CR
Regulatory Asset Recovery	520 kWh @	\$ 0.0002692 \$0.14
PUC Assessment		\$0.08
Gross Receipts Reimb		\$0.96

<b>Total Distribution Charges</b>	<b>\$55.11</b>
-----------------------------------	----------------

<b>TOTAL CHARGES FOR ESI ID</b>	<b>\$107.52</b>
---------------------------------	-----------------



**Customer Name:** MATAGORDA COUNTY  
**Account Number:** 100061411211  
**Invoice Number:** 052003068678  
**Invoice Date:** 08/28/2020

**ESI ID Detail:**

**Service Address:** NICHOLS RD UNIT 250HPSA BAY CITY, TX 77414  
**Product:** Fixed Price

**ESI ID:** 10032789480469090

Meter ID	Days	Read Type	Previous Read Date	Previous Meter Read	Current Read Date	Current Meter Read	Multiplier	Usage (kWh)	Actual kW/kVA	Billed kW/kVA
7007112012SD	31	Actual	07/10/2020	0	08/09/2020	208	1.00	208	-	-
<b>TOTAL</b>								<b>208</b>	<b>0</b>	<b>0</b>

**Electric Service Commercial**

Service Period: 07/10/2020 to 08/09/2020 ✓  
 TXU Energy Fixed Price

Base Usage	208 kWh @	\$ 0.0986179	\$20.51
PUC Assessment			\$0.03
Gross Receipts Reimb			\$0.42

**Total Commercial Charges \$20.96**

**Electric Service Distribution**

Service Period: 07/10/2020 to 08/09/2020

Base Charge			\$1.40
Street Lighting - Facilities			\$15.32
Distribution System Charge	208 kWh @	\$ 0.0211058	\$4.39
Transmission Cost Recov Factor	208 kWh @	\$ 0.0060096	\$1.25
Electricity Relief Program	208 kWh @	\$ 0.0003365	\$0.07
Transition Charge (TC3)	208 kWh @	\$ 0.0045673	\$0.95
Storm Recovery Charge	208 kWh @	\$ 0.0082212	\$1.71
TDU Bill Credit	208 kWh @	\$ 0.0012019	\$0.25 CR
Tax Refund Credit			\$2.31 CR
Storm Recovery Tax Credit	208 kWh @	\$ 0.0009615	\$0.20 CR
Regulatory Asset Recovery	208 kWh @	\$ 0.0002885	\$0.06
PUC Assessment			\$0.03
Gross Receipts Reimb			\$0.40

**Total Distribution Charges \$22.82**

**TOTAL CHARGES FOR ESI ID \$43.78**



Customer Name: MATAGORDA COUNTY  
 Account Number: 100061411211  
 Invoice Number: 052003068678  
 Invoice Date: 08/28/2020

**ESI ID Detail:**

Service Address:  
 Product:

FM 459 UNIT P43 EL MATON, TX 77440  
 Fixed Price

ESI ID: 10032789482241440

Meter ID	Days	Read Type	Previous Read Date	Previous Meter Read	Current Read Date	Current Meter Read	Multiplier	Usage (kWh)	Actual kW/kVA	Billed kW/kVA
122301621	29	Actual	07/13/2020	✓ 10,712	08/10/2020	10,834	1.00	122	-	-
<b>TOTAL</b>								<b>122</b>	<b>0</b>	<b>0</b>

**Electric Service Commercial**

Service Period: 07/13/2020 to 08/10/2020 ✓

TXU Energy Fixed Price

Base Usage 122 kWh @ \$ 0.0986179 \$12.03  
 PUC Assessment \$0.02

**Total Commercial Charges \$12.05**

**Electric Service Distribution**

Service Period: 07/13/2020 to 08/10/2020

Base Charge \$1.40  
 Meter Charge \$4.39  
 Distribution System Charge 122 kWh @ \$ 0.021093 \$2.57  
 Transmission Cost Recov Factor 122 kWh @ \$ 0.006009 \$0.73  
 Electricity Relief Program 122 kWh @ \$ 0.00033 \$0.04  
 Transition Charge (TC3) 122 kWh @ \$ 0.00909 \$1.11  
 Storm Recovery Charge 122 kWh @ \$ 0.001798 \$0.22  
 TDU Bill Credit 122 kWh @ \$ 0.001223 \$0.15 CR  
 Tax Refund Credit \$0.92 CR  
 Storm Recovery Tax Credit 122 kWh @ \$ 0.000205 \$0.03 CR  
 Regulatory Asset Recovery 122 kWh @ \$ 0.000171 \$0.02  
 Energy Efficiency 122 kWh @ \$ 0.000275 \$0.03  
 PUC Assessment \$0.01

**Total Distribution Charges \$9.42**

**TOTAL CHARGES FOR ESI ID \$21.47**



**Customer Name:** MATAGORDA COUNTY  
**Account Number:** 100061411211  
**Invoice Number:** 052003068678  
**Invoice Date:** 08/28/2020

**ESI ID Detail:**

**Service Address:** 190 AVENUE F ODLT 400HPS MARKHAM, TX 77456  
**Product:** Fixed Price

**ESI ID:** 10032789476839781

Meter ID	Days	Read Type	Previous Read Date	Previous Meter Read	Current Read Date	Current Meter Read	Multiplier	Usage (kWh)	Actual kW/kVA	Billed kW/kVA
7007105031OT	29	Actual	07/21/2020	0	08/18/2020	155	1.00	155	-	-
<b>TOTAL</b>								<b>155</b>	<b>0</b>	<b>0</b>

**Electric Service Commercial**

Service Period: 07/21/2020 to 08/18/2020 ✓

TXU Energy Fixed Price

Base Usage 155 kWh @ \$ 0.0986179 \$15.29  
 PUC Assessment \$0.03

**Total Commercial Charges \$15.32**

**Electric Service Distribution**

Service Period: 07/21/2020 to 08/18/2020

Outdoor Lighting - Facilities \$5.26  
 Distribution System Charge 155 kWh @ \$ 0.0210968 \$3.27  
 Transmission Cost Recov Factor 155 kWh @ \$ 0.006 \$0.93  
 Electricity Relief Program 155 kWh @ \$ 0.0003226 \$0.05  
 Transition Charge (TC3) 155 kWh @ \$ 0.0090968 \$1.41  
 Storm Recovery Charge 155 kWh @ \$ 0.0081935 \$1.27  
 TDU Bill Credit 155 kWh @ \$ 0.0012258 \$0.19 CR  
 Tax Refund Credit \$0.93 CR  
 Storm Recovery Tax Credit 155 kWh @ \$ 0.0009677 \$0.15 CR  
 Regulatory Asset Recovery 155 kWh @ \$ 0.0002581 \$0.04  
 PUC Assessment \$0.01

**Total Distribution Charges \$10.97**

**TOTAL CHARGES FOR ESI ID \$26.29**

Customer Name: MATAGORDA COUNTY  
 Account Number: 100061411211  
 Invoice Number: 052003068678  
 Invoice Date: 08/28/2020

**ESI ID Detail:**

Service Address: 190 AVENUE F UNIT ANNEX MARKHAM, TX 77456  
 Product: Fixed Price

ESI ID: 10032789426253880

Meter ID	Days	Read Type	Previous Read Date	Previous Meter Read	Current Read Date	Current Meter Read	Multiplier	Usage (kWh)	Actual kW/kVA	Billed kW/kVA
157911497	29	Actual	07/21/2020	✓ 1,467	08/18/2020	1,961	1.00	494	4	0
<b>TOTAL</b>								<b>494</b>	<b>4</b>	<b>0</b>

**Electric Service Commercial**

Service Period: 07/21/2020 to 08/18/2020 ✓

TXU Energy Fixed Price

Base Usage 494 kWh @ \$ 0.0986179 \$48.72  
 PUC Assessment \$0.08

**Total Commercial Charges \$48.80**

**Electric Service Distribution**

Service Period: 07/21/2020 to 08/18/2020

Base Charge \$1.40  
 Meter Charge \$4.39  
 Distribution System Charge 494 kWh @ \$ 0.021093 \$10.42  
 Transmission Cost Recov Factor 494 kWh @ \$ 0.006009 \$2.97  
 Electricity Relief Program 494 kWh @ \$ 0.00033 \$0.16  
 Transition Charge (TC3) 494 kWh @ \$ 0.00909 \$4.49  
 Storm Recovery Charge 494 kWh @ \$ 0.001798 \$0.89  
 TDU Bill Credit 494 kWh @ \$ 0.001223 \$0.60 CR  
 Tax Refund Credit \$1.78 CR  
 Storm Recovery Tax Credit 494 kWh @ \$ 0.000205 \$0.10 CR  
 Regulatory Asset Recovery 494 kWh @ \$ 0.000171 \$0.08  
 Energy Efficiency 494 kWh @ \$ 0.000275 \$0.14  
 PUC Assessment \$0.03

**Total Distribution Charges \$22.49**

**TOTAL CHARGES FOR ESI ID \$71.29**

US 1 08/28/2020



**Customer Name:** MATAGORDA COUNTY  
**Account Number:** 100061411211  
**Invoice Number:** 052003068678  
**Invoice Date:** 08/28/2020

**ESI ID Detail:**

**Service Address:** 190 AVENUE F UNIT COMMNT MARKHAM, TX 77456  
**Product:** Fixed Price

**ESI ID:** 10032789476839780

Meter ID	Days	Read Type	Previous Read Date	Previous Meter Read	Current Read Date	Current Meter Read	Multiplier	Usage (kWh)	Actual kW/kVA	Billed kW/kVA
122330835	29	Actual	07/21/2020	✓ 87,423	08/18/2020	88,037	1.00	614	9	9
<b>TOTAL</b>								<b>614</b>	<b>9</b>	<b>9</b>

**Electric Service Commercial**

Service Period: 07/21/2020 to 08/18/2020  
 TXU Energy Fixed Price

Base Usage 614 kWh @ \$ 0.0986179 \$60.55  
 PUC Assessment \$0.10

**Total Commercial Charges \$60.65**

**Electric Service Distribution**

Service Period: 07/21/2020 to 08/18/2020 ✓

Base Charge \$2.02  
 Meter Charge \$12.67  
 Distribution System Charge 9.3 kW @ \$ 4.869 \$45.28  
 Transmission Cost Recov Factor 9.3 kW @ \$ 3.166 \$29.44  
 Electricity Relief Program 614 kWh @ \$ 0.00033 \$0.20  
 Transition Charge (TC3) 614 kWh @ \$ 0.00909 \$5.58  
 Storm Recovery Charge 21.8 kW @ \$ 0.297415 \$6.48  
 TDU Bill Credit 9.3 kW @ \$ 0.099 \$0.92 CR  
 Tax Refund Credit \$6.57 CR  
 Storm Recovery Tax Credit 21.8 kW @ \$ 0.033988 \$0.74 CR  
 Regulatory Asset Recovery 9.3 kW @ \$ 0.052535 \$0.49  
 Energy Efficiency 614 kWh @ \$ 0.000647 \$0.40  
 PUC Assessment \$0.14

**Total Distribution Charges \$94.47**

**TOTAL CHARGES FOR ESI ID \$155.12**

Customer Name: MATAGORDA COUNTY  
 Account Number: 100061411211  
 Invoice Number: 052003068678  
 Invoice Date: 08/28/2020

**ESI ID Detail:**

**Service Address:** 190 AVENUE F UNIT FIRESTA MARKHAM, TX 77456  
**Product:** Business SecureValue<sup>SM</sup>  
**Future Plan Term End Date:** First Meter Read On Or After 07/21/2030

**ESI ID:** 10032789487564611

The average price you paid for electric service this month was 9.1 cents per kWh excluding taxes and non-recurring charges or credits.

Meter ID	Days	Read Type	Previous Read Date	Previous Meter Read	Current Read Date	Current Meter Read	Multiplier	Usage (kWh)	Actual kW/kVA	Billed kW/kVA
122291027	29	Actual	07/21/2020	✓ 40,698	08/18/2020	41,416	1.00	718	-	-
<b>TOTAL</b>								<b>718</b>	<b>0</b>	<b>0</b>

**Electric Service Commercial**

Service Period: 07/21/2020 to 08/18/2020 ✓  
 TXU Energy Business SecureValue<sup>SM</sup>  
 Energy Charge

718 kWh @ \$ 0.049 \$35.18

**Total Commercial Charges \$35.18**

**Electric Service Distribution**

Service Period: 07/21/2020 to 08/18/2020  
 TDU Delivery Charges  
 TDU Bill Credit  
 Tax Refund Credit

718 kWh @ \$ 0.001223 \$33.47  
 \$0.88 CR  
 \$2.29 CR

**Total Distribution Charges \$30.30**



Customer Name: MATAGORDA COUNTY  
 Account Number: 100061411211  
 Invoice Number: 052003068678  
 Invoice Date: 08/28/2020

**ESI ID Detail:**

**Service Address:** 190 AVENUE F UNIT FIRESTA MARKHAM, TX 77456  
**Product:** Business SecureValue<sup>SM</sup>  
**Future Plan Term End Date:** First Meter Read On Or After 07/21/2030

**ESI ID:** 10032789487564611

The average price you paid for electric service this month was 9.0 cents per kWh excluding taxes and non-recurring charges or credits.

Meter ID	Days	Read Type	Previous Read Date	Previous Meter Read	Current Read Date	Current Meter Read	Multiplier	Usage (kWh)	Actual kW/kVA	Billed kW/kVA
122291027	32	Actual	06/19/2020	✓ 39,797	07/20/2020	40,698	1.00	901	-	-
<b>TOTAL</b>								<b>901</b>	<b>0</b>	<b>0</b>

**Electric Service Commercial**

Service Period: 06/19/2020 to 07/20/2020 ✓  
 TXU Energy Business SecureValue<sup>SM</sup>

Energy Charge 901 kWh @ \$ 0.049 \$44.15

**Total Commercial Charges \$44.15**

**Electric Service Distribution**

Service Period: 06/19/2020 to 07/20/2020

TDU Delivery Charges \$40.53  
 TDU Bill Credit 901 kWh @ \$ 0.001223 \$1.10 CR  
 Tax Refund Credit \$2.72 CR

**Total Distribution Charges \$36.71**

**TOTAL CHARGES FOR ESI ID \$146.34 ✓**

Customer Name: MATAGORDA COUNTY  
 Account Number: 100061411211  
 Invoice Number: 052003068678  
 Invoice Date: 08/28/2020

**ESI ID Detail:**

**Service Address:** 190 AVENUE F UNIT JP OFF MARKHAM, TX 77456  
**Product:** Fixed Price

**ESI ID:** 10032789461015050

Meter ID	Days	Read Type	Previous Read Date	Previous Meter Read	Current Read Date	Current Meter Read	Multiplier	Usage (kWh)	Actual kW/kVA	Billed kW/kVA
122316429	29	Actual	07/21/2020	✓ 39,226	08/18/2020	39,587	1.00	361	-	-
<b>TOTAL</b>								<b>361</b>	<b>0</b>	<b>0</b>

**Electric Service Commercial**

Service Period: 07/21/2020 to 08/18/2020 ✓

TXU Energy Fixed Price

Base Usage 361 kWh @ \$ 0.0986179 \$35.60  
 PUC Assessment \$0.06

**Total Commercial Charges \$35.66**

**Electric Service Distribution**

Service Period: 07/21/2020 to 08/18/2020

Base Charge \$1.40  
 Meter Charge \$4.39  
 Distribution System Charge 361 kWh @ \$ 0.021093 \$7.61  
 Transmission Cost Recov Factor 361 kWh @ \$ 0.006009 \$2.17  
 Electricity Relief Program 361 kWh @ \$ 0.00033 \$0.12  
 Transition Charge (TC3) 361 kWh @ \$ 0.00909 \$3.28  
 Storm Recovery Charge 361 kWh @ \$ 0.001798 \$0.65  
 TDU Bill Credit 361 kWh @ \$ 0.001223 \$0.44 CR  
 Tax Refund Credit \$1.47 CR  
 Storm Recovery Tax Credit 361 kWh @ \$ 0.000205 \$0.07 CR  
 Regulatory Asset Recovery 361 kWh @ \$ 0.000171 \$0.06  
 Energy Efficiency 361 kWh @ \$ 0.000275 \$0.10  
 PUC Assessment \$0.02

**Total Distribution Charges \$17.82**

**TOTAL CHARGES FOR ESI ID \$53.48**

10032789461015050  
 08/28/2020



Customer Name: MATAGORDA COUNTY  
 Account Number: 100061411211  
 Invoice Number: 052003068678  
 Invoice Date: 08/28/2020

**ESI ID Detail:**

Service Address: MAGNOLIA MATAGORDA, TX 77457  
 Product: Fixed Price

ESI ID: 10032789419199850

Meter ID	Days	Read Type	Previous Read Date	Previous Meter Read	Current Read Date	Current Meter Read	Multiplier	Usage (kWh)	Actual kW/kVA	Billed kW/kVA
7006973193SD	29	Actual	07/20/2020	0	08/17/2020	57	1.00	57	-	-
<b>TOTAL</b>								<b>57</b>	<b>0</b>	<b>0</b>

**Electric Service Commercial**

Service Period: 07/20/2020 to 08/17/2020 ✓  
 TXU Energy Fixed Price

Base Usage 57 kWh @ \$ 0.0986179 \$5.63  
 PUC Assessment \$0.01

**Total Commercial Charges \$5.64**

**Electric Service Distribution**

Service Period: 07/20/2020 to 08/17/2020

Outdoor Lighting - Facilities \$4.51  
 Distribution System Charge 57 kWh @ \$ 0.0210526 \$1.20  
 Transmission Cost Recov Factor 57 kWh @ \$ 0.0059649 \$0.34  
 Electricity Relief Program 57 kWh @ \$ 0.0003509 \$0.02  
 Transition Charge (TC3) 57 kWh @ \$ 0.0091228 \$0.52  
 Storm Recovery Charge 57 kWh @ \$ 0.0082456 \$0.47  
 TDU Bill Credit 57 kWh @ \$ 0.0012281 \$0.07 CR  
 Tax Refund Credit \$0.63 CR  
 Storm Recovery Tax Credit 57 kWh @ \$ 0.0008772 \$0.05 CR  
 Regulatory Asset Recovery 57 kWh @ \$ 0.0003509 \$0.02  
 PUC Assessment \$0.01

**Total Distribution Charges \$6.34**

**TOTAL CHARGES FOR ESI ID \$11.98**



Customer Name: MATAGORDA COUNTY  
 Account Number: 100061411211  
 Invoice Number: 052003068678  
 Invoice Date: 08/28/2020

**ESI ID Detail:**

Service Address: 18 BAYVIEW ADDN MATAGORDA, TX 77457  
 Product: Fixed Price

ESI ID: 10032789403973976

Meter ID	Days	Read Type	Previous Read Date	Previous Meter Read	Current Read Date	Current Meter Read	Multiplier	Usage (kWh)	Actual kW/kVA	Billed kW/kVA
119711668	29	Actual	07/20/2020	✓ 156,305	08/17/2020	157,516	1.00	1,211	5	0
<b>TOTAL</b>								<b>1,211</b>	<b>5</b>	<b>0</b>

**Electric Service Commercial**

Service Period: 07/20/2020 to 08/17/2020 ✓

TXU Energy Fixed Price

Base Usage 1,211 kWh @ \$ 0.0986179 \$119.43  
 PUC Assessment \$0.20

**Total Commercial Charges \$119.63**

**Electric Service Distribution**

Service Period: 07/20/2020 to 08/17/2020

Base Charge \$1.40  
 Meter Charge \$4.39  
 Distribution System Charge 1,211 kWh @ \$ 0.021093 \$25.54  
 Transmission Cost Recov Factor 1,211 kWh @ \$ 0.006009 \$7.28  
 Electricity Relief Program 1,211 kWh @ \$ 0.00033 \$0.40  
 Transition Charge (TC3) 1,211 kWh @ \$ 0.00909 \$11.01  
 Storm Recovery Charge 1,211 kWh @ \$ 0.001798 \$2.18  
 TDU Bill Credit 1,211 kWh @ \$ 0.001223 \$1.48 CR  
 Tax Refund Credit \$3.43 CR  
 Storm Recovery Tax Credit 1,211 kWh @ \$ 0.000205 \$0.25 CR  
 Regulatory Asset Recovery 1,211 kWh @ \$ 0.000171 \$0.21  
 Energy Efficiency 1,211 kWh @ \$ 0.000275 \$0.33  
 PUC Assessment \$0.06

**Total Distribution Charges \$47.64**

**TOTAL CHARGES FOR ESI ID \$167.27**



**Customer Name:** MATAGORDA COUNTY  
**Account Number:** 100061411211  
**Invoice Number:** 052003068678  
**Invoice Date:** 08/28/2020

**ESI ID Detail:**

**Service Address:** 1203 COUNTY ROAD 243 UNIT FIRESTA MATAGORDA, TX 77457 **ESI ID:** 10032789427413670  
**Product:** Fixed Price

Meter ID	Days	Read Type	Previous Read Date	Previous Meter Read	Current Read Date	Current Meter Read	Multiplier	Usage (kWh)	Actual kW/kVA	Billed kW/kVA
122279171	31	Actual	07/17/2020	✓ 28,457	08/16/2020	29,055	1.00	598	5	0
<b>TOTAL</b>								<b>598</b>	<b>5</b>	<b>0</b>

**Electric Service Commercial**

Service Period: 07/17/2020 to 08/16/2020 ✓

TXU Energy Fixed Price

Base Usage 598 kWh @ \$ 0.0986179 \$58.97  
 PUC Assessment \$0.10

**Total Commercial Charges \$59.07**

**Electric Service Distribution**

Service Period: 07/17/2020 to 08/16/2020

Base Charge \$1.40  
 Meter Charge \$4.39  
 Distribution System Charge 598 kWh @ \$ 0.021093 \$12.61  
 Transmission Cost Recov Factor 598 kWh @ \$ 0.006009 \$3.59  
 Electricity Relief Program 598 kWh @ \$ 0.00033 \$0.20  
 Transition Charge (TC3) 598 kWh @ \$ 0.00909 \$5.44  
 Storm Recovery Charge 598 kWh @ \$ 0.001798 \$1.08  
 TDU Bill Credit 598 kWh @ \$ 0.001223 \$0.73 CR  
 Tax Refund Credit \$2.02 CR  
 Storm Recovery Tax Credit 598 kWh @ \$ 0.000205 \$0.12 CR  
 Regulatory Asset Recovery 598 kWh @ \$ 0.000171 \$0.10  
 Energy Efficiency 598 kWh @ \$ 0.000275 \$0.16  
 PUC Assessment \$0.03

**Total Distribution Charges \$26.13**

**TOTAL CHARGES FOR ESI ID \$85.20**

**Customer Name:** MATAGORDA COUNTY  
**Account Number:** 100061411211  
**Invoice Number:** 052003068678  
**Invoice Date:** 08/28/2020

**ESI ID Detail:**

**Service Address:** 414 FISHER MATAGORDA, TX 77457  
**Product:** Fixed Price

**ESI ID:** 10032789427542180

Meter ID	Days	Read Type	Previous Read Date	Previous Meter Read	Current Read Date	Current Meter Read	Multiplier	Usage (kWh)	Actual kW/kVA	Billed kW/kVA
122274251	29	Actual	07/20/2020	✓ 106	08/17/2020	106	1.00	0	-	-
<b>TOTAL</b>								<b>0</b>	<b>0</b>	<b>0</b>

**Electric Service Commercial**

Service Period: 07/20/2020 to 08/17/2020 ✓  
 TXU Energy Fixed Price  
 No Usage

\$0.00

<b>Total Commercial Charges</b>	<b>\$0.00</b>
---------------------------------	---------------

**Electric Service Distribution**

Service Period: 07/20/2020 to 08/17/2020

Base Charge	\$1.40
Meter Charge	\$4.39
Tax Refund Credit	\$0.63 CR
PUC Assessment	\$0.01

<b>Total Distribution Charges</b>	<b>\$5.17</b>
-----------------------------------	---------------

<b>TOTAL CHARGES FOR ESI ID</b>	<b>\$5.17</b>
---------------------------------	---------------



**Customer Name:** MATAGORDA COUNTY  
**Account Number:** 100061411211  
**Invoice Number:** 052003068678  
**Invoice Date:** 08/28/2020

**ESI ID Detail:**

**Service Address:** FISHER UNIT COUNTY MATAGORDA, TX 77457  
**Product:** Fixed Price

**ESI ID:** 10032789414370120

Meter ID	Days	Read Type	Previous Read Date	Previous Meter Read	Current Read Date	Current Meter Read	Multiplier	Usage (kWh)	Actual kW/kVA	Billed kW/kVA
122332798	29	Actual	07/20/2020	✓ 96,408	08/17/2020	97,810	1.00	1,402	8	0
<b>TOTAL</b>								<b>1,402</b>	<b>8</b>	<b>0</b>

**Electric Service Commercial**

Service Period: 07/20/2020 to 08/17/2020 ✓  
 TXU Energy Fixed Price

Base Usage 1,402 kWh @ \$ 0.0986179 \$138.26  
 PUC Assessment \$0.23

**Total Commercial Charges \$138.49**

**Electric Service Distribution**

Service Period: 07/20/2020 to 08/17/2020

Base Charge \$1.40  
 Meter Charge \$4.39  
 Distribution System Charge 1,402 kWh @ \$ 0.021093 \$29.57  
 Transmission Cost Recov Factor 1,402 kWh @ \$ 0.006009 \$8.42  
 Electricity Relief Program 1,402 kWh @ \$ 0.00033 \$0.46  
 Transition Charge (TC3) 1,402 kWh @ \$ 0.00909 \$12.74  
 Storm Recovery Charge 1,402 kWh @ \$ 0.001798 \$2.52  
 TDU Bill Credit 1,402 kWh @ \$ 0.001223 \$1.71 CR  
 Tax Refund Credit \$3.88 CR  
 Storm Recovery Tax Credit 1,402 kWh @ \$ 0.000205 \$0.29 CR  
 Regulatory Asset Recovery 1,402 kWh @ \$ 0.000171 \$0.24  
 Energy Efficiency 1,402 kWh @ \$ 0.000275 \$0.39  
 PUC Assessment \$0.06

**Total Distribution Charges \$54.31**

**TOTAL CHARGES FOR ESI ID \$192.80**

Customer Name: MATAGORDA COUNTY  
 Account Number: 100061411211  
 Invoice Number: 052003068678  
 Invoice Date: 08/28/2020

**ESI ID Detail:**

Service Address: OLD GULF RD UNIT STATION COLLECT STA MATAGORDA, TX 77457 ESI ID: 10032789494278861  
 Product: Fixed Price

Meter ID	Days	Read Type	Previous Read Date	Previous Meter Read	Current Read Date	Current Meter Read	Multiplier	Usage (kWh)	Actual kW/kVA	Billed kW/kVA
119431822	29	Actual	07/16/2020	2,076	08/13/2020	2,125	1.00	49	0	0
<b>TOTAL</b>								<b>49</b>	<b>0</b>	<b>0</b>

**Electric Service Commercial**

Service Period: 07/16/2020 to 08/13/2020 ✓

TXU Energy Fixed Price

Base Usage 49 kWh @ \$ 0.0986179 \$4.83  
 PUC Assessment \$0.01

**Total Commercial Charges \$4.84**

**Electric Service Distribution**

Service Period: 07/16/2020 to 08/13/2020

Base Charge \$1.40  
 Meter Charge \$4.39  
 Distribution System Charge 49 kWh @ \$ 0.021093 \$1.03  
 Transmission Cost Recov Factor 49 kWh @ \$ 0.006009 \$0.29  
 Electricity Relief Program 49 kWh @ \$ 0.00033 \$0.02  
 Transition Charge (TC3) 49 kWh @ \$ 0.00909 \$0.45  
 Storm Recovery Charge 49 kWh @ \$ 0.001798 \$0.09  
 TDU Bill Credit 49 kWh @ \$ 0.001223 \$0.06 CR  
 Tax Refund Credit \$0.75 CR  
 Storm Recovery Tax Credit 49 kWh @ \$ 0.000205 \$0.01 CR  
 Regulatory Asset Recovery 49 kWh @ \$ 0.000171 \$0.01  
 Energy Efficiency 49 kWh @ \$ 0.000275 \$0.01  
 PUC Assessment \$0.01

**Total Distribution Charges \$6.88**

**TOTAL CHARGES FOR ESI ID \$11.72**



**Customer Name:** MATAGORDA COUNTY  
**Account Number:** 100061411211  
**Invoice Number:** 052003068678  
**Invoice Date:** 08/28/2020

**ESI ID Detail:**

**Service Address:** 115 LAUREL MATAGORDA, TX 77457  
**Product:** Fixed Price

**ESI ID:** 10032789495257641

Meter ID	Days	Read Type	Previous Read Date	Previous Meter Read	Current Read Date	Current Meter Read	Multiplier	Usage (kWh)	Actual kW/kVA	Billed kW/kVA
120726105	29	Actual	07/20/2020	✓ 1,197	08/17/2020	1,313	1.00	116	1	0
<b>TOTAL</b>								<b>116</b>	<b>1</b>	<b>0</b>

**Electric Service Commercial**

Service Period: 07/20/2020 to 08/17/2020 ✓

TXU Energy Fixed Price

Base Usage 116 kWh @ \$ 0.0986179 \$11.44  
 PUC Assessment \$0.02

**Total Commercial Charges \$11.46**

**Electric Service Distribution**

Service Period: 07/20/2020 to 08/17/2020

Base Charge \$1.40  
 Meter Charge \$4.39  
 Distribution System Charge 116 kWh @ \$ 0.021093 \$2.45  
 Transmission Cost Recov Factor 116 kWh @ \$ 0.006009 \$0.70  
 Electricity Relief Program 116 kWh @ \$ 0.00033 \$0.04  
 Transition Charge (TC3) 116 kWh @ \$ 0.00909 \$1.05  
 Storm Recovery Charge 116 kWh @ \$ 0.001798 \$0.21  
 TDU Bill Credit 116 kWh @ \$ 0.001223 \$0.14 CR  
 Tax Refund Credit \$0.90 CR  
 Storm Recovery Tax Credit 116 kWh @ \$ 0.000205 \$0.02 CR  
 Regulatory Asset Recovery 116 kWh @ \$ 0.000171 \$0.02  
 Energy Efficiency 116 kWh @ \$ 0.000275 \$0.03  
 PUC Assessment \$0.01

**Total Distribution Charges \$9.24**

**TOTAL CHARGES FOR ESI ID \$20.70**

0000031 18/20

Customer Name: MATAGORDA COUNTY  
 Account Number: 100061411211  
 Invoice Number: 052003068678  
 Invoice Date: 08/28/2020

**ESI ID Detail:**

**Service Address:** 772 LAUREL SEASONAL METER MATAGORDA, TX 77457  
**Product:** Fixed Price

**ESI ID:** 10032789417127397

Meter ID	Days	Read Type	Previous Read Date	Previous Meter Read	Current Read Date	Current Meter Read	Multiplier	Usage (kWh)	Actual kW/kVA	Billed kW/kVA
148896249	29	Actual	07/20/2020	✓ 1,681	08/17/2020	1,681	1.00	0	0	0
<b>TOTAL</b>								0	0	0

**Electric Service Commercial**

Service Period: 07/20/2020 to 08/17/2020 ✓

TXU Energy Fixed Price

No Usage

\$0.00

**Total Commercial Charges** \$0.00

**Electric Service Distribution**

Service Period: 07/20/2020 to 08/17/2020

Base Charge

\$1.40

Meter Charge

\$4.39

Tax Refund Credit

\$0.63 CR

PUC Assessment

\$0.01

**Total Distribution Charges** \$5.17

**TOTAL CHARGES FOR ESI ID** \$5.17



**Customer Name:** MATAGORDA COUNTY  
**Account Number:** 100061411211  
**Invoice Number:** 052003068678  
**Invoice Date:** 08/28/2020

**ESI ID Detail:**

**Service Address:**  
**Product:**

637 MARKET ST UNIT FIRESTA MATAGORDA, TX 77457  
 Fixed Price

**ESI ID:** 10032789446568110

Meter ID	Days	Read Type	Previous Read Date	Previous Meter Read	Current Read Date	Current Meter Read	Multiplier	Usage (kWh)	Actual kW/kVA	Billed kW/kVA
122330875	29	Actual	07/20/2020	✓ 120,213	08/17/2020	121,556	1.00	1,343	15	15
<b>TOTAL</b>								<b>1,343</b>	<b>15</b>	<b>15</b>

**Electric Service Commercial**

Service Period: 07/20/2020 to 08/17/2020 ✓  
 TXU Energy Fixed Price

Base Usage 1,343 kWh @ \$ 0.0986179 \$132.44  
 PUC Assessment \$0.22

**Total Commercial Charges \$132.66**

**Electric Service Distribution**

Service Period: 07/20/2020 to 08/17/2020

Base Charge \$2.02  
 Meter Charge \$12.67  
 Distribution System Charge 15 kW @ \$ 4.869 \$73.04  
 Transmission Cost Recov Factor 15 kW @ \$ 3.166 \$47.49  
 Electricity Relief Program 1,343 kWh @ \$ 0.00033 \$0.44  
 Transition Charge (TC3) 1,343 kWh @ \$ 0.00909 \$12.21  
 Storm Recovery Charge 16.6 kW @ \$ 0.297415 \$4.94  
 TDU Bill Credit 15 kW @ \$ 0.099 \$1.49 CR  
 Tax Refund Credit \$9.62 CR  
 Storm Recovery Tax Credit 16.6 kW @ \$ 0.033988 \$0.56 CR  
 Regulatory Asset Recovery 15 kW @ \$ 0.052535 \$0.79  
 Energy Efficiency 1,343 kWh @ \$ 0.000647 \$0.87  
 PUC Assessment \$0.21

**Total Distribution Charges \$143.01**

**TOTAL CHARGES FOR ESI ID \$275.67**



Customer Name: MATAGORDA COUNTY  
 Account Number: 100061411211  
 Invoice Number: 052003068678  
 Invoice Date: 08/28/2020

**ESI ID Detail:**

**Service Address:** 2 RIVER BEND ODLT 400HPS MATAGORDA, TX 77457  
**Product:** Fixed Price

**ESI ID:** 10032789432664941

Meter ID	Days	Read Type	Previous Read Date	Previous Meter Read	Current Read Date	Current Meter Read	Multiplier	Usage (kWh)	Actual kW/kVA	Billed kW/kVA
7006992918SD	29	Actual	07/20/2020	0	08/17/2020	155	1.00	155	-	-
<b>TOTAL</b>								<b>155</b>	<b>0</b>	<b>0</b>

**Electric Service Commercial**

Service Period: 07/20/2020 to 08/17/2020 ✓  
 TXU Energy Fixed Price

Base Usage 155 kWh @ \$ 0.0986179 \$15.29  
 PUC Assessment \$0.03

**Total Commercial Charges \$15.32**

**Electric Service Distribution**

Service Period: 07/20/2020 to 08/17/2020

Outdoor Lighting - Facilities \$5.26  
 Distribution System Charge 155 kWh @ \$ 0.0210968 \$3.27  
 Transmission Cost Recov Factor 155 kWh @ \$ 0.006 \$0.93  
 Electricity Relief Program 155 kWh @ \$ 0.0003226 \$0.05  
 Transition Charge (TC3) 155 kWh @ \$ 0.0090968 \$1.41  
 Storm Recovery Charge 155 kWh @ \$ 0.0081935 \$1.27  
 TDU Bill Credit 155 kWh @ \$ 0.0012258 \$0.19 CR  
 Tax Refund Credit \$0.93 CR  
 Storm Recovery Tax Credit 155 kWh @ \$ 0.0009677 \$0.15 CR  
 Regulatory Asset Recovery 155 kWh @ \$ 0.0002581 \$0.04  
 PUC Assessment \$0.01

**Total Distribution Charges \$10.97**

**TOTAL CHARGES FOR ESI ID \$26.29**



Customer Name: MATAGORDA COUNTY  
 Account Number: 100061411211  
 Invoice Number: 052003068678  
 Invoice Date: 08/28/2020

**ESI ID Detail:**

**Service Address:** HIGHWAY 111 ODL MIDFIELD, TX 77458  
**Product:** Fixed Price

**ESI ID:** 10032789492176731

Meter ID	Days	Read Type	Previous Read Date	Previous Meter Read	Current Read Date	Current Meter Read	Multiplier	Usage (kWh)	Actual kW/kVA	Billed kW/kVA
7007147859SD	29	Actual	07/06/2020	0	08/03/2020	104	1.00	104	-	-
<b>TOTAL</b>								<b>104</b>	<b>0</b>	<b>0</b>

**Electric Service Commercial**

Service Period: 07/06/2020 to 08/03/2020 ✓  
 TXU Energy Fixed Price

Base Usage 104 kWh @ \$ 0.0986179 \$10.26  
 PUC Assessment \$0.02

**Total Commercial Charges \$10.28**

**Electric Service Distribution**

Service Period: 07/06/2020 to 08/03/2020

Outdoor Lighting - Facilities \$4.98  
 Distribution System Charge 104 kWh @ \$ 0.0210577 \$2.19  
 Transmission Cost Recov Factor 104 kWh @ \$ 0.0059615 \$0.62  
 Electricity Relief Program 104 kWh @ \$ 0.0002885 \$0.03  
 Transition Charge (TC3) 104 kWh @ \$ 0.0091346 \$0.95  
 Storm Recovery Charge 104 kWh @ \$ 0.0081731 \$0.85  
 TDU Bill Credit 104 kWh @ \$ 0.00125 \$0.13 CR  
 Tax Refund Credit \$0.79 CR  
 Storm Recovery Tax Credit 104 kWh @ \$ 0.0009615 \$0.10 CR  
 Regulatory Asset Recovery 104 kWh @ \$ 0.0002885 \$0.03  
 PUC Assessment \$0.01

**Total Distribution Charges \$8.64**

**TOTAL CHARGES FOR ESI ID \$18.92**

Customer Name: MATAGORDA COUNTY  
 Account Number: 100061411211  
 Invoice Number: 052003068678  
 Invoice Date: 08/28/2020

**ESI ID Detail:**

Service Address: 110 JUNETTA AVE MIDFIELD, TX 77458  
 Product: Fixed Price

ESI ID: 10032789459047060

Meter ID	Days	Read Type	Previous Read Date	Previous Meter Read	Current Read Date	Current Meter Read	Multiplier	Usage (kWh)	Actual kW/kVA	Billed kW/kVA
157104699	29	Actual	07/06/2020	✓ 1,101	08/03/2020	1,218	1.00	117	6	6
<b>TOTAL</b>								117	6	6

**Electric Service Commercial**

Service Period: 07/06/2020 to 08/03/2020 ✓

TXU Energy Fixed Price

Base Usage 117 kWh @ \$ 0.0986179 \$11.54  
 PUC Assessment \$0.02

**Total Commercial Charges \$11.56**

**Electric Service Distribution**

Service Period: 07/06/2020 to 08/03/2020

Base Charge \$2.02  
 Meter Charge \$12.67  
 Distribution System Charge 6.4 kW @ \$ 4.869 \$31.16  
 Transmission Cost Recov Factor 6.4 kW @ \$ 3.166 \$20.26  
 Electricity Relief Program 117 kWh @ \$ 0.00033 \$0.04  
 Transition Charge (TC3) 117 kWh @ \$ 0.00909 \$1.06  
 Storm Recovery Charge 18.7 kW @ \$ 0.297415 \$5.56  
 TDU Bill Credit 6.4 kW @ \$ 0.099 \$0.63 CR  
 Tax Refund Credit \$5.03 CR  
 Storm Recovery Tax Credit 18.7 kW @ \$ 0.033988 \$0.64 CR  
 Regulatory Asset Recovery 6.4 kW @ \$ 0.052535 \$0.34  
 Energy Efficiency 117 kWh @ \$ 0.000647 \$0.08  
 PUC Assessment \$0.10

**Total Distribution Charges \$66.99**

**TOTAL CHARGES FOR ESI ID \$78.55**

US 1 00061411211 08/28/2020



Customer Name: MATAGORDA COUNTY  
 Account Number: 100061411211  
 Invoice Number: 052003068678  
 Invoice Date: 08/28/2020

**ESI ID Detail:**

**Service Address:** 110 JUNETTA ODLT 150HPS AL MIDFIELD, TX 77458  
**Product:** Fixed Price

**ESI ID:** 10032789459047061

Meter ID	Days	Read Type	Previous Read Date	Previous Meter Read	Current Read Date	Current Meter Read	Multiplier	Usage (kWh)	Actual kW/kVA	Billed kW/kVA
7007074246SD	29	Actual	07/06/2020	0	08/03/2020	57	1.00	57	-	-
<b>TOTAL</b>								<b>57</b>	<b>0</b>	<b>0</b>

**Electric Service Commercial**

Service Period: 07/06/2020 to 08/03/2020 ✓  
 TXU Energy Fixed Price

Base Usage 57 kWh @ \$ 0.0986179 \$5.62  
 PUC Assessment \$0.01

<b>Total Commercial Charges</b>	<b>\$5.63</b>
---------------------------------	---------------

**Electric Service Distribution**

Service Period: 07/06/2020 to 08/03/2020

Outdoor Lighting - Facilities \$4.51  
 Distribution System Charge 57 kWh @ \$ 0.0210526 \$1.20  
 Transmission Cost Recov Factor 57 kWh @ \$ 0.0059649 \$0.34  
 Electricity Relief Program 57 kWh @ \$ 0.0003509 \$0.02  
 Transition Charge (TC3) 57 kWh @ \$ 0.0091228 \$0.52  
 Storm Recovery Charge 57 kWh @ \$ 0.0082456 \$0.47  
 TDU Bill Credit 57 kWh @ \$ 0.0012281 \$0.07 CR  
 Tax Refund Credit \$0.63 CR  
 Storm Recovery Tax Credit 57 kWh @ \$ 0.0008772 \$0.05 CR  
 Regulatory Asset Recovery 57 kWh @ \$ 0.0003509 \$0.02  
 PUC Assessment \$0.01

<b>Total Distribution Charges</b>	<b>\$6.34</b>
-----------------------------------	---------------

<b>TOTAL CHARGES FOR ESI ID</b>	<b>\$11.97</b>
---------------------------------	----------------

000001 21/26

Customer Name: MATAGORDA COUNTY  
 Account Number: 100061411211  
 Invoice Number: 052003068678  
 Invoice Date: 08/28/2020

**ESI ID Detail:**

Service Address: RAWLS ODL MIDFIELD, TX 77458  
 Product: Fixed Price

ESI ID: 10032789461418841

Meter ID	Days	Read Type	Previous Read Date	Previous Meter Read	Current Read Date	Current Meter Read	Multiplier	Usage (kWh)	Actual kW/kVA	Billed kW/kVA
7007068113SD	29	Actual	07/06/2020	0	08/03/2020	104	1.00	104	-	-
<b>TOTAL</b>								<b>104</b>	<b>0</b>	<b>0</b>

**Electric Service Commercial**

Service Period: 07/06/2020 to 08/03/2020 ✓

TXU Energy Fixed Price

Base Usage 104 kWh @ \$ 0.0986179 \$10.26  
 PUC Assessment \$0.02

**Total Commercial Charges \$10.28**

**Electric Service Distribution**

Service Period: 07/06/2020 to 08/03/2020

Outdoor Lighting - Facilities \$4.98  
 Distribution System Charge 104 kWh @ \$ 0.0210577 \$2.19  
 Transmission Cost Recov Factor 104 kWh @ \$ 0.0059615 \$0.62  
 Electricity Relief Program 104 kWh @ \$ 0.0002885 \$0.03  
 Transition Charge (TC3) 104 kWh @ \$ 0.0031731 \$0.33  
 Storm Recovery Charge 104 kWh @ \$ 0.0081731 \$0.85  
 TDU Bill Credit 104 kWh @ \$ 0.00125 \$0.13 CR  
 Tax Refund Credit \$0.79 CR  
 Storm Recovery Tax Credit 104 kWh @ \$ 0.0009615 \$0.10 CR  
 Regulatory Asset Recovery 104 kWh @ \$ 0.0002885 \$0.03  
 PUC Assessment \$0.01

**Total Distribution Charges \$8.02**

**TOTAL CHARGES FOR ESI ID \$18.30**



Customer Name: MATAGORDA COUNTY  
 Account Number: 100061411211  
 Invoice Number: 052003068678  
 Invoice Date: 08/28/2020

**ESI ID Detail:**

**Service Address:** RAWLS UNIT FIRESTA MIDFIELD, TX 77458  
**Product:** Business SecureValue<sup>SM</sup>  
**Future Plan Term End Date:** First Meter Read On Or After 07/04/2030

**ESI ID:** 10032789433412700

The average price you paid for electric service this month was 9.2 cents per kWh excluding taxes and non-recurring charges or credits.

Meter ID	Days	Read Type	Previous Read Date	Previous Meter Read	Current Read Date	Current Meter Read	Multiplier	Usage (kWh)	Actual kW/kVA	Billed kW/kVA
136592656	29	Actual	07/06/2020	✓ 52,034	08/03/2020	54,448	1.00	2,414	8	9
<b>TOTAL</b>								<b>2,414</b>	<b>8</b>	<b>9</b>

**Electric Service Commercial**

Service Period: 07/06/2020 to 08/03/2020 ✓  
 TXU Energy Business SecureValue<sup>SM</sup>

Energy Charge 2,414 kWh @ \$ 0.049 \$118.29

**Total Commercial Charges \$118.29**

**Electric Service Distribution**

Service Period: 07/06/2020 to 08/03/2020

TDU Delivery Charges \$111.25  
 TDU Bill Credit 8.5 kW @ \$ 0.099 \$0.84 CR  
 Tax Refund Credit \$6.15 CR

**Total Distribution Charges \$104.26**

**Customer Name:** MATAGORDA COUNTY  
**Account Number:** 100061411211  
**Invoice Number:** 052003068678  
**Invoice Date:** 08/28/2020

**ESI ID Detail:**

**Service Address:** RAWLS UNIT FIRESTA MIDFIELD, TX 77458  
**Product:** Business SecureValue<sup>SM</sup>  
**Future Plan Term End Date:** First Meter Read On Or After 07/04/2030

**ESI ID:** 10032789433412700

The average price you paid for electric service this month was 8.9 cents per kWh excluding taxes and non-recurring charges or credits.

Meter ID	Days	Read Type	Previous Read Date	Previous Meter Read	Current Read Date	Current Meter Read	Multiplier	Usage (kWh)	Actual kW/kVA	Billed kW/kVA
136592656	32	Actual	06/04/2020	✓ 49,486	07/05/2020	52,034	1.00	2,548	8	8
<b>TOTAL</b>								<b>2,548</b>	<b>8</b>	<b>8</b>

**Electric Service Commercial**

Service Period: 06/04/2020 to 07/05/2020 ✓  
 TXU Energy Business SecureValue<sup>SM</sup>

Energy Charge 2,548 kWh @ \$ 0.049 \$124.85

**Total Commercial Charges \$124.85**

**Electric Service Distribution**

Service Period: 06/04/2020 to 07/05/2020

TDU Delivery Charges \$109.36  
 TDU Bill Credit 8.1 kW @ \$ 0.099 \$0.80 CR  
 Tax Refund Credit \$5.93 CR

**Total Distribution Charges \$102.63**

**TOTAL CHARGES FOR ESI ID \$450.03**



**Customer Name:** MATAGORDA COUNTY  
**Account Number:** 100061411211  
**Invoice Number:** 052003068678  
**Invoice Date:** 08/28/2020

**ESI ID Detail:**

**Service Address:** 405 COMMERCE ST PALACIOS, TX 77465-5468  
**Product:** Fixed Price

**ESI ID:** 10032789440808411

Meter ID	Days	Read Type	Previous Read Date	Previous Meter Read	Current Read Date	Current Meter Read	Multiplier	Usage (kWh)	Actual kW/kVA	Billed kW/kVA
119430885	29	Actual	07/22/2020	✓ 510,996	08/19/2020	518,300	1.00	7,304	17	17
<b>TOTAL</b>								<b>7,304</b>	<b>17</b>	<b>17</b>

**Electric Service Commercial**

Service Period: 07/22/2020 to 08/19/2020 ✓  
 TXU Energy Fixed Price

Base Usage	7,304 kWh @	\$ 0.0986179	\$720.31
PUC Assessment			\$1.21
Gross Receipts Reimb			\$7.79

<b>Total Commercial Charges</b>	<b>\$729.31</b>
---------------------------------	-----------------

**Electric Service Distribution**

Service Period: 07/22/2020 to 08/19/2020

Base Charge			\$2.02
Meter Charge			\$12.67
Distribution System Charge	16.9 kW @	\$ 4.869	\$82.29
Transmission Cost Recov Factor	16.9 kW @	\$ 3.166	\$53.51
Electricity Relief Program	7,304 kWh @	\$ 0.00033	\$2.41
Transition Charge (TC3)	7,304 kWh @	\$ 0.00909	\$66.39
Storm Recovery Charge	17.6 kW @	\$ 0.297415	\$5.23
TDU Bill Credit	16.9 kW @	\$ 0.099	\$1.67 CR
Tax Refund Credit			\$10.63 CR
Storm Recovery Tax Credit	17.6 kW @	\$ 0.033988	\$0.60 CR
Regulatory Asset Recovery	16.9 kW @	\$ 0.052535	\$0.89
Energy Efficiency	7,304 kWh @	\$ 0.000647	\$4.73
PUC Assessment			\$0.24
Gross Receipts Reimb			\$1.55

<b>Total Distribution Charges</b>	<b>\$219.03</b>
-----------------------------------	-----------------

<b>TOTAL CHARGES FOR ESI ID</b>	<b>\$948.34</b>
---------------------------------	-----------------

000081 23/26

000081 23/26



Customer Name: MATAGORDA COUNTY  
 Account Number: 100061411211  
 Invoice Number: 052003068678  
 Invoice Date: 08/28/2020

**ESI ID Detail:**

Service Address:  
 Product:

25000 STATE HIGHWAY 35 S PALACIOS, TX 77465-1920  
 Fixed Price

ESI ID: 10032789474945242

Meter ID	Days	Read Type	Previous Read Date	Previous Meter Read	Current Read Date	Current Meter Read	Multiplier	Usage (kWh)	Actual kW/kVA	Billed kW/kVA
7005712552SD	29	Actual	07/13/2020	0	08/10/2020	620	1.00	620	-	-
<b>TOTAL</b>								<b>620</b>	<b>0</b>	<b>0</b>

**Electric Service Commercial**

Service Period: 07/13/2020 to 08/10/2020 ✓  
 TXU Energy Fixed Price

Base Usage 620 kWh @ \$ 0.0986179 \$61.14  
 PUC Assessment \$0.10

**Total Commercial Charges \$61.24**

**Electric Service Distribution**

Service Period: 07/13/2020 to 08/10/2020

Outdoor Lighting - Facilities \$21.04  
 Distribution System Charge 620 kWh @ \$ 0.0210968 \$13.08  
 Transmission Cost Recov Factor 620 kWh @ \$ 0.0060161 \$3.73  
 Electricity Relief Program 620 kWh @ \$ 0.0003226 \$0.20  
 Transition Charge (TC3) 620 kWh @ \$ 0.0090968 \$5.64  
 Storm Recovery Charge 620 kWh @ \$ 0.0082097 \$5.09  
 TDU Bill Credit 620 kWh @ \$ 0.0012258 \$0.76 CR  
 Tax Refund Credit \$3.74 CR  
 Storm Recovery Tax Credit 620 kWh @ \$ 0.0009355 \$0.58 CR  
 Regulatory Asset Recovery 620 kWh @ \$ 0.0002742 \$0.17  
 PUC Assessment \$0.06

**Total Distribution Charges \$43.93**

**TOTAL CHARGES FOR ESI ID \$105.17**



**Customer Name:** MATAGORDA COUNTY  
**Account Number:** 100061411211  
**Invoice Number:** 052003068678  
**Invoice Date:** 08/28/2020

**ESI ID Detail:**

**Service Address:** 25000 STATE HIGHWAY 35 S UNIT OFFIC PALACIOS, TX 77465-1920 **ESI ID:** 10032789453394875  
**Product:** Fixed Price

Meter ID	Days	Read Type	Previous Read Date	Previous Meter Read	Current Read Date	Current Meter Read	Multiplier	Usage (kWh)	Actual kW/kVA	Billed kW/kVA
120730531	29	Actual	07/13/2020	99,107	08/10/2020	100,487	1.00	1,380	6	0
<b>TOTAL</b>								<b>1,380</b>	<b>6</b>	<b>0</b>

**Electric Service Commercial**

Service Period: 07/13/2020 to 08/10/2020

TXU Energy Fixed Price

Base Usage 1,380 kWh @ \$ 0.0986179 \$136.09  
 PUC Assessment \$0.23

**Total Commercial Charges \$136.32**

**Electric Service Distribution**

Service Period: 07/13/2020 to 08/10/2020

Base Charge \$1.40  
 Meter Charge \$4.39  
 Distribution System Charge 1,380 kWh @ \$ 0.021093 \$29.11  
 Transmission Cost Recov Factor 1,380 kWh @ \$ 0.006009 \$8.29  
 Electricity Relief Program 1,380 kWh @ \$ 0.00033 \$0.46  
 Transition Charge (TC3) 1,380 kWh @ \$ 0.00909 \$12.54  
 Storm Recovery Charge 1,380 kWh @ \$ 0.001798 \$2.48  
 TDU Bill Credit 1,380 kWh @ \$ 0.001223 \$1.69 CR  
 Tax Refund Credit \$3.83 CR  
 Storm Recovery Tax Credit 1,380 kWh @ \$ 0.000205 \$0.28 CR  
 Regulatory Asset Recovery 1,380 kWh @ \$ 0.000171 \$0.24  
 Energy Efficiency 1,380 kWh @ \$ 0.000275 \$0.38  
 PUC Assessment \$0.06

**Total Distribution Charges \$53.55**

**TOTAL CHARGES FOR ESI ID \$189.87**

08/28/2020 09:26

Customer Name: MATAGORDA COUNTY  
 Account Number: 100061411211  
 Invoice Number: 052003068678  
 Invoice Date: 08/28/2020

**ESI ID Detail:**

Service Address: 25000 STATE HIGHWAY 35 S UNIT P7 PALACIOS, TX 77465-1920 ESI ID: 10032789474945241  
 Product: Fixed Price

Meter ID	Days	Read Type	Previous Read Date	Previous Meter Read	Current Read Date	Current Meter Read	Multiplier	Usage (kWh)	Actual kW/kVA	Billed kW/kVA
122240914	29	Actual	07/13/2020	✓ 47,660	08/10/2020	48,146	1.00	486	5	0
<b>TOTAL</b>								<b>486</b>	<b>5</b>	<b>0</b>

**Electric Service Commercial**

Service Period: 07/13/2020 to 08/10/2020 ✓

TXU Energy Fixed Price

Base Usage 486 kWh @ \$ 0.0986179 \$47.93  
 PUC Assessment \$0.08

**Total Commercial Charges \$48.01**

**Electric Service Distribution**

Service Period: 07/13/2020 to 08/10/2020

Base Charge \$1.40  
 Meter Charge \$4.39  
 Distribution System Charge 486 kWh @ \$ 0.021093 \$10.25  
 Transmission Cost Recov Factor 486 kWh @ \$ 0.006009 \$2.92  
 Electricity Relief Program 486 kWh @ \$ 0.00033 \$0.16  
 Transition Charge (TC3) 486 kWh @ \$ 0.00909 \$4.42  
 Storm Recovery Charge 486 kWh @ \$ 0.001798 \$0.87  
 TDU Bill Credit 486 kWh @ \$ 0.001223 \$0.59 CR  
 Tax Refund Credit \$1.76 CR  
 Storm Recovery Tax Credit 486 kWh @ \$ 0.000205 \$0.10 CR  
 Regulatory Asset Recovery 486 kWh @ \$ 0.000171 \$0.08  
 Energy Efficiency 486 kWh @ \$ 0.000275 \$0.13  
 PUC Assessment \$0.03

**Total Distribution Charges \$22.20**

**TOTAL CHARGES FOR ESI ID \$70.21**

10/27/2020 1:57





Customer Name: MATAGORDA COUNTY  
 Account Number: 100061411211  
 Invoice Number: 052003068678  
 Invoice Date: 08/28/2020

**ESI ID Detail:**

Service Address: FM 521 UNIT RR PARK WADSWORTH, TX 77483  
 Product: Fixed Price

ESI ID: 10032789412055530

Meter ID	Days	Read Type	Previous Read Date	Previous Meter Read	Current Read Date	Current Meter Read	Multiplier	Usage (kWh)	Actual kW/kVA	Billed kW/kVA
7006966354SD	29	Actual	07/20/2020	0	08/17/2020	312	1.00	312	-	-
<b>TOTAL</b>								<b>312</b>	<b>0</b>	<b>0</b>

**Electric Service Commercial**

Service Period: 07/20/2020 to 08/17/2020 ✓  
 TXU Energy Fixed Price

Base Usage 312 kWh @ \$ 0.0986179 \$30.77  
 PUC Assessment \$0.05

**Total Commercial Charges \$30.82**

**Electric Service Distribution**

Service Period: 07/20/2020 to 08/17/2020

Base Charge \$1.40  
 Street Lighting - Facilities \$22.98  
 Distribution System Charge 312 kWh @ \$ 0.0210897 \$6.58  
 Transmission Cost Recov Factor 312 kWh @ \$ 0.0059936 \$1.87  
 Electricity Relief Program 312 kWh @ \$ 0.0003205 \$0.10  
 Transition Charge (TC3) 312 kWh @ \$ 0.0045833 \$1.43  
 Storm Recovery Charge 312 kWh @ \$ 0.0082051 \$2.56  
 TDU Bill Credit 312 kWh @ \$ 0.0012179 \$0.38 CR  
 Tax Refund Credit \$3.39 CR  
 Storm Recovery Tax Credit 312 kWh @ \$ 0.0009295 \$0.29 CR  
 Regulatory Asset Recovery 312 kWh @ \$ 0.0002564 \$0.08  
 PUC Assessment \$0.05

**Total Distribution Charges \$32.99**

**TOTAL CHARGES FOR ESI ID \$63.81**

Customer Name: MATAGORDA COUNTY  
 Account Number: 100061411211  
 Invoice Number: 052003068678  
 Invoice Date: 08/28/2020

**ESI ID Detail:**

Service Address: 2000 FM 521 ODLT 400HPS UNIT RR PARK WADSWORTH, TX 77483 ESI ID: 10032789420235651  
 Product: Fixed Price

Meter ID	Days	Read Type	Previous Read Date	Previous Meter Read	Current Read Date	Current Meter Read	Multiplier	Usage (kWh)	Actual kW/kVA	Billed kW/kVA
7006991419SD	29	Actual	07/16/2020	0	08/13/2020	310	1.00	310	-	-
<b>TOTAL</b>								<b>310</b>	<b>0</b>	<b>0</b>

**Electric Service Commercial**

Service Period: 07/16/2020 to 08/13/2020 ✓

TXU Energy Fixed Price

Base Usage 310 kWh @ \$ 0.0986179 \$30.57  
 PUC Assessment \$0.05

**Total Commercial Charges \$30.62**

**Electric Service Distribution**

Service Period: 07/16/2020 to 08/13/2020

Outdoor Lighting - Facilities \$10.52  
 Distribution System Charge 310 kWh @ \$ 0.0210968 \$6.54  
 Transmission Cost Recov Factor 310 kWh @ \$ 0.006 \$1.86  
 Electricity Relief Program 310 kWh @ \$ 0.0003226 \$0.10  
 Transition Charge (TC3) 310 kWh @ \$ 0.0090968 \$2.82  
 Storm Recovery Charge 310 kWh @ \$ 0.0082258 \$2.55  
 TDU Bill Credit 310 kWh @ \$ 0.0012258 \$0.38 CR  
 Tax Refund Credit \$1.87 CR  
 Storm Recovery Tax Credit 310 kWh @ \$ 0.0009355 \$0.29 CR  
 Regulatory Asset Recovery 310 kWh @ \$ 0.0002581 \$0.08  
 PUC Assessment \$0.03

**Total Distribution Charges \$21.96**

**TOTAL CHARGES FOR ESI ID \$52.58**



Customer Name: MATAGORDA COUNTY  
 Account Number: 100061411211  
 Invoice Number: 052003068678  
 Invoice Date: 08/28/2020

**ESI ID Detail:**

**Service Address:** 2001 FM 521 ODLT 400HPS UNIT RR PARK WADSWORTH, TX 77483 **ESI ID:** 10032789420235652  
**Product:** Fixed Price

Meter ID	Days	Read Type	Previous Read Date	Previous Meter Read	Current Read Date	Current Meter Read	Multiplier	Usage (kWh)	Actual kW/kVA	Billed kW/kVA
7005369954SD	29	Actual	07/16/2020	0	08/13/2020	155	1.00	155	-	-
<b>TOTAL</b>								<b>155</b>	<b>0</b>	<b>0</b>

**Electric Service Commercial**

Service Period: 07/16/2020 to 08/13/2020 ✓

TXU Energy Fixed Price

Base Usage 155 kWh @ \$ 0.0986179 \$15.28  
 PUC Assessment \$0.03

**Total Commercial Charges \$15.31**

**Electric Service Distribution**

Service Period: 07/16/2020 to 08/13/2020

Outdoor Lighting - Facilities \$5.26  
 Distribution System Charge 155 kWh @ \$ 0.0210968 \$3.27  
 Transmission Cost Recov Factor 155 kWh @ \$ 0.006 \$0.93  
 Electricity Relief Program 155 kWh @ \$ 0.0003226 \$0.05  
 Transition Charge (TC3) 155 kWh @ \$ 0.0090968 \$1.41  
 Storm Recovery Charge 155 kWh @ \$ 0.0081935 \$1.27  
 TDU Bill Credit 155 kWh @ \$ 0.0012258 \$0.19 CR  
 Tax Refund Credit \$0.93 CR  
 Storm Recovery Tax Credit 155 kWh @ \$ 0.0009677 \$0.15 CR  
 Regulatory Asset Recovery 155 kWh @ \$ 0.0002581 \$0.04  
 PUC Assessment \$0.01

**Total Distribution Charges \$10.97**

**TOTAL CHARGES FOR ESI ID \$26.28**

**Current Charges \$11,203.10**